

TECHNICAL OFFICIALS / OFFICIELS TECHNIQUES

Commissaires Panel appointed by the UCI and UEC Management Committee Collège des Commissaires désigné par le Comité Directeur UCI et UEC

Philip POLLARD	(GBR)	President / <i>Président</i>
Peter JUDEZ	(SLO)	Starter / <i>Starter</i>
Pavel SKOREK	(POL)	Judge-Referee / <i>Juge Arbitre</i>
Federico CALOSSO	(ITA)	UEC Commissaire

Assistant Commissaires appointed by the National Federation *Commissaires nationaux adjoints désignés par la Fédération Nationale*

Alexander DONIKE	(GER)	Andreas GENSHEIMER	(GER)
Christian MAGIERA	(GER)	Steffen SCHULZ	(GER)
Matteo ASCARI	(ITA)	Jaun GERHARD	(SUI)
Magalie BARBE	(FRA)	Tim GUTMANN	(GER)
Claudio CATHOMEN	(SUI)	Stefano PAVIGNANO	(ITA)
Julien COUTANT	(FRA)		

UCI Technical Commissaire Anja SCHULZ (GER)

UEC Race Secretary Lino NOSSA (POR)
UEC Race Secretary Assistant Elisa DABBENE (ITA)

Official timekeeping / TV graphics Swiss Timing

Derny Pilot Yves JÄGGI (SUI)

UEC Representatives

UEC Management Board

Enrico DELLA CASA	(ITA), President
Delmino PEREIRA	(POR), Vice President
Henrik Jess JENSEN	(DEN), Vice President
Katarina Jakubova	(SVK) Member
Dragomir Kouzov	(BUL) Member

UEC General Secretary	Alasdair MACLENNAN	(GBR)
UEC Sports Coordinator/Tec. Delegate	Vladimiro PETSAS	(GRE)
UEC Events Coordinator	Tiziana LARDIERI	(SUI)
UEC Track Commission President	Jos SMETS	(BEL)
UEC Press Officer	Stefano BERTOLOTTI	(ITA)
UEC Photographer	Roberto BETTINI	(ITA)
UEC Video Producer	Christian BOHM	(ITA)
UEC Technical Staff	Fabio PEREGO	(ITA)

Official announcers

English speaker:	Marty Mac Donald McCrossan	(GBR)
Local speaker:	Christian Rocha	(SUI)

GENERAL INFORMATION – REMINDER OF DISPOSITIONS

- **The confirmation of the riders** done on Tuesday, February 6th is final; nevertheless, Team Managers will have the opportunity to forward modifications to the Secretary of College of Commissaires (Mr. Lino Nossa) until the start of the first competition session on the day of each event **using the appropriate UEC form.**

Any rider replacement to a confirmed selection may only come from the list of already registered riders.

Any **Team Pursuit** modification must be provided to the secretary of the commissaires panel at least **30 minutes** before the relevant competition round start (article 3.2.079).

Any **Team Sprint** modification must be provided to the secretary of the commissaires panel at least **30 minutes** before the relevant competition round start (article 3.2.149).

Training and Warm-Up Sessions


- Only riders who are competing in the upcoming session may use the track during the pre-session warm up time.
- The use of the derny and the use of starting blocks during the official training are not permitted. Standing starts are permitted only under the following conditions;
 - one rider at a time,
 - on the home straight in the sprinter's lane, and
 - with the assistance of someone waving a flag at the exit of the 4th bend.

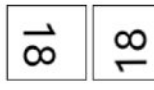
Competitions

- Riders are reminded that art. 3.2.003 must be respected. Riders are not permitted to wear tinted visors or glasses that would prevent them from being clearly identified while seated in the waiting area. Riders shall only put on their tinted visor or glasses when heading on to the track only. Any rider failing to respect this article shall be sanctioned as per article 3.10.008.
- Riders are reminded that they must wear their national team jerseys during the races as well as during award ceremonies.

Riders participating in the awards ceremony must present themselves in due time, bare-headed and without headband or glasses, wearing proper footwear, until after they leave the official ceremony enclosure.

- Riders shall ensure that the body number is visible and legible at all times. The body number shall be well fixed and may not be folded or altered. When two numbers are required to be worn, these should be placed low down and on either side of the back. When a single number is required to be worn, this should be placed low down in the center of the back. **Body numbers will be distributed at the Team Manager’s meeting. Specific numbers for Madison** will be distributed the day of the event.




- The riders are obliged to use the body-numbers which will be supplied by the organization. Changes to these and clothes are not allowed. Riders must compete in their national jersey.
- Riders shall wear one (1) body number in the following events:
Kilo and 500 m. TT, Individual Pursuit, Team Pursuit (each rider one number), Team Sprint (each rider one number).
Riders shall wear two (2) body numbers in all other races, Omnium included.
The riders competing in Madison will receive dedicated body numbers.
- LED devices for the Elimination races (Men and Women) shall be collected next to the timing podium one hour prior to the start of each race and returned to the same place at the end of each race.
- All bicycle measurement checking shall be carried out in the equipment check area before entering the track. Riders must come for bicycle-check in adequate time prior to their start. Checking will also be carried out 15 minutes prior to commencing each session of the competition. **Teams are responsible for verifying the legality of replacement equipment that may be used in any event.** Commissaires are entitled to double check positions after the race. Should the bicycle or position have been modified in contravention of the regulations, the rider may be disqualified.

Team Leaders and Coaches

- **Safety zone (art. 3.1.012)**
During all track events, except Team Pursuit and Individual Pursuit, all team staff shall remain on the infield (off the safety zone and the track).
During Team Pursuit and Individual Pursuit, one coach per team only is permitted on the safety zone.
Specific team staff may be permitted to access the safety zone (i.e. the mechanic following a crash) at the Commissaires' discretion.
Irrespective of the above, article 3.6.072 applies.
- The access to the track must be kept clear at all times. **All track access ramps shall be kept free of any material and team personnel.**
- Access to the starter’s platform is only for officials. All others are not permitted to use this podium. Access to the awards ceremony podium is forbidden except for official ceremonies.

Award Ceremonies

- Riders participating in the awards ceremony must present themselves in due time, bare-headed and without headband or glasses, wearing competition apparel and footwear, until after they leave the official ceremony enclosure.
- Teams are reminded that in the awards ceremony of team events, all the riders that participated in any round are allowed on the podium as follows:
 - Team Pursuit max. 5
 - Team Sprint max. 4

General

- The wearing of an approved rigid safety helmet, done up in a correct manner, is mandatory for riders at all times when riding on the track surface and safety zone.
- Riders may not wear headphones attached to devices such as radios, music players, telephone, etc., while riding on the track.
- Road bikes are not allowed on the track, including the safety zone.
- Bicycles or other equipment may not be left on the safety zone of the track.
- No drinks or food are allowed on the safety zone of the track.

TECHNICAL INFORMATION – REMINDER OF DISPOSITIONS

General

- If riders wearing the same team clothing ride in the same race, they shall bear some item to clearly distinguish between them.
- Riders may carry no object on them or on their bicycles that could drop onto the track. Any electronic device with a display must be hidden from the rider's sight so that it cannot be read by the rider.
- Road bikes are not allowed on the track, including the safety zone.

Conduct of riders

Riders shall refrain from any collusion, manoeuvre or movement likely to hinder the conduct or distort the result of the race. In the case of collusion between riders, the commissaires may disqualify the riders concerned.

In addition, while riding on the track, riders shall at all times be in firm control of the bicycle and have at least one hand on the handlebar (or extension).

(art. 3.2.002)

Neutralisation

Unless otherwise provided in a specific provision, in the case of a recognised mishap of a rider or a team in a bunch event including Madison, the rider or the team shall be entitled to a neutralisation during the number of laps closest to 1250 metres (5 laps on a 250m-track), counted from the moment of the mishap until he has resumed his position that he occupied before the mishap. (art. 3.2.020bis)

Restart in standing start events

In each round of a standing start event, a team or a rider is only permitted a maximum of two starts. A restart shall be given either in the result of a false start, or in the event of a mishap.

(art. 3.2.021ter)

Handlebar and saddle position

- For events where a fixed handlebar extension is permitted, riders are allowed one exemption to either the default saddle position of 50 mm to the rear of the bottom bracket axle midpoint or to the default horizontal position of the handlebar extension position of 750cm For the handlebar extension exemption, the following rules apply :
 - Class 1, rider height less than 180cm. The horizontal distance from bottom bracket axle to the extremity of the handlebar extension may be a maximum of 800mm. The height difference between the midpoint of the forearm support and the highest point of the handlebar extension must be less than 100mm
 - Class 2, rider height between 180cm and 189.9cm. The horizontal distance from bottom bracket axle to the extremity of the handlebar extension may be a maximum of 830mm. The height difference between the midpoint of the forearm support and the highest point of the handlebar extension must be less than 120mm
 - Class 3, rider height greater than 190cm. The horizontal distance from bottom bracket axle to the extremity of the handlebar extension may be a maximum of 850mm. The height difference between the midpoint of the forearm support and the highest point of the handlebar extension must be less than 150mm

Any exemption applied for must be communicated to the Technical Commissaires at the time of bike check. (art. 1.3.023).

Sprint & 200 meter Time Trial

- Reminder : Riders shall wear both number panels during the qualifying 200 meters Time Trial.

Individual Pursuit

- The Championships shall be conducted as follows: the two fastest riders in the qualifying round will contest the final for first and second place and the next two fastest riders will contest the final for third and fourth place.
- During the qualifying round, 2 riders will ride during each heat, one starting on the home straight pursuit line, one on the back straight pursuit line.
- Other than the riders qualifying for the finals, the remaining riders will be classified in accordance with the times recorded in the Qualifying Round.

TT Km and 500 m.

- The event will be run in two phases with a qualifying round to find the best 8 riders to contest the finals (art. 3.2.106 & 3.2.106 bis). Riders will ride the qualifying round with 2 riders on the track.

Team Pursuit

- Teams shall be made up of riders entered for this event. The composition of the team may vary from one round to another.
- The event is organized in 3 phases as per UCI track regulations for World Championships, article 3.2.085.
- In the qualifying round, teams shall take to the track one at a time.
- Reminder : In the last two heats of the first competition round, if one team catches the other, the catching team is declared the winner and shall stop as soon as possible in order to allow the other team to finish the distance and thus to record a time. In this case, if one or both teams catch their opponents, the times from the qualifying round shall be used to determine which of the two teams shall finish in the home straight.

Team Sprint

- In the qualifying rounds, teams shall ride against the clock one at a time.

Keirin

- The motorized pacer will leave the track in the home straight with 3 laps to go after completing 3 laps with the riders behind him.
- Reminder : At the start, riders shall take their positions determined by the draw, directly behind the pacer, for at least the first lap, failing which the race shall be stopped and riders that failed to comply shall be disqualified (art. 3.2.139).

Madison

- Riders shall wear special number panels which will be distributed the day of the race at the commissaire's area inside the track. Numbers will be available at the latest 30 minutes prior to the start of the program.
- Reminder : No feeding is permitted during the Madison race.

Elimination (as a stand alone Championship)

- For the start of the race, riders shall line up in single file along the railing and in the sprinters lane.
- The order of the riders shall be determined according to the UCI regulations, in respect to the current UCI Elimination Individual Ranking.
- The order for non-ranked riders, will be done by drawing lots during the Team Managers' meeting as follows:
 - 1st draw – riders of teams present at the Team Managers' meeting
 - 2nd draw – riders of teams not present at the Team Managers' meeting

Omnium

- Riders shall be lined up in single file along the railing and in the sprinters lane in the order listed on the startlist. This order shall be based on the current UCI Omnium ranking.
- Reminder : Coaches or Managers who instruct or encourage their rider to continue racing following the announcement of their elimination, will be penalised by a fine of CHF 200 as per UCI Regulation 12.1.007. Should a Coach or Manager commit a second offence of incorrect behaviour, he/she will be fined CHF 500 and will have their accreditation immediately revoked. Subject to the same penalties, no team representative can approach or try to dispute any decision made by Commissaires during the course of the race.

Pinless Number Systems

TRACK	Number Pockets
Individual / Team Pursuit	OK
Mass events	X
Sprint	X
Team Sprint	OK
The 200 metres Time Trial	X
Keirin	X
Points Race	X
Elimination Race	X
Scratch	X
Madison	X
Kilometre and 500 metres Time Trial	OK
ROAD	
ITT / TTT /Mixed Time Trial	OK
Mass events	X
CYCLO-CROSS	X

Figure 65 Table of events where the use of number pockets is permitted

List of Entered Teams / Liste des équipes engagées

As of WED 8 FEB 2023

NAT Code	Name	NAT Code	Name
AUT	Austria	ITA	Italy
AZE	Azerbaijan	LAT	Latvia
BEL	Belgium	LTU	Lithuania
CZE	Czech Republic	NED	Netherlands
DEN	Denmark	NOR	Norway
ESP	Spain	POL	Poland
FRA	France	POR	Portugal
GBR	Great Britain	ROU	Romania
GER	Germany	SLO	Slovenia
GRE	Greece	SUI	Switzerland
HUN	Hungary	SVK	Slovakia
IRL	Ireland	SWE	Sweden
ISR	Israel	UKR	Ukraine

Competition Schedule / Programme des compétitions

WED 8 FEB 2023

Date	Session Time	Duration Time	Event
WED 8 FEB	12:00 / 15:25	31	Women's Team Sprint Qualifying
		42	Men's Team Sprint Qualifying
		58	Women's Team Pursuit Qualifying
		74	Men's Team Pursuit Qualifying
	18:00 / 20:02	14	Women's Team Sprint First Round
		14	Men's Team Sprint First Round
		18	Women's Scratch Race Final
		20	Men's Elimination Race Final
		8	Women's Scratch Race, Victory Ceremony
		8	Men's Elimination Race, Victory Ceremony
		8	Women's Team Sprint Finals
		8	Men's Team Sprint Finals
		12	Women's Team Sprint, Victory Ceremony
		12	Men's Team Sprint, Victory Ceremony

Note:
Schedule subject to change.

Competition Schedule / Programme des compétitions

THU 9 FEB 2023

Date	Session Time	Duration Time	Event
THU 9 FEB	12:00 / 14:41	32	Women's Sprint Qualifying
		30	Men's 1Km Time Trial Qualifying
		16	Women's Sprint 1/16 Finals
		29	Women's Team Pursuit First Round
		28	Men's Team Pursuit First Round
		26	Women's Sprint 1/8 Finals
	18:00 / 21:27	15	Women's Sprint Quarterfinals - Race 1
		52	Men's Points Race Final
		15	Women's Sprint Quarterfinals - Race 2
		20	Women's Elimination Race Final
		8	Men's Points Race, Victory Ceremony
		8	Women's Elimination Race, Victory Ceremony
		24	Men's 1Km Time Trial Final
		4	Women's Sprint Quarterfinals - Decider
		8	Men's 1Km Time Trial, Victory Ceremony
		15	Women's Team Pursuit Finals
		14	Men's Team Pursuit Finals
		12	Women's Team Pursuit, Victory Ceremony
		12	Men's Team Pursuit, Victory Ceremony

Note:
Schedule subject to change.

Competition Schedule / Programme des compétitions

FRI 10 FEB 2023

Date	Session Time	Duration Time	Event
FRI 10 FEB	12:00 / 15:41	41	Men's Sprint Qualifying
		15	Women's Omnium Scratch Race 1/4
		38	Men's Sprint 1/16 Finals
		84	Men's Individual Pursuit Qualifying
		28	Men's Sprint 1/8 Finals
		15	Women's Omnium Tempo Race 2/4
	18:00 / 21:13	8	Women's Sprint Semifinals - Race 1
		16	Men's Sprint Quarterfinals - Race 1
		18	Women's Omnium Elimination Race 3/4
		8	Women's Sprint Semifinals - Race 2
		16	Men's Sprint Quarterfinals - Race 2
		22	Men's Scratch Race Final
		4	Women's Sprint Semifinals - Decider
		4	Men's Sprint Quarterfinals - Decider
		15	Men's Individual Pursuit Finals
		8	Women's Sprint Finals - Race 1
		30	Women's Omnium Points Race 4/4
		8	Women's Sprint Finals - Race 2
		8	Men's Scratch Race, Victory Ceremony
		8	Men's Individual Pursuit, Victory Ceremony
		8	Women's Omnium, Victory Ceremony
		4	Women's Sprint Finals - Decider
		8	Women's Sprint, Victory Ceremony

Note:
Schedule subject to change.

Competition Schedule / Programme des compétitions

SAT 11 FEB 2023

Date	Session Time	Duration Time	Event
SAT 11 FEB	12:00 / 13:35	26	Women's 500m Time Trial Qualifying
		15	Men's Omnium Scratch Race 1/4
		39	Women's Individual Pursuit Qualifying
		15	Men's Omnium Tempo Race 2/4
	18:00 / 21:19	8	Men's Sprint Semifinals - Race 1
		18	Men's Omnium Elimination Race 3/4
		8	Men's Sprint Semifinals - Race 2
		21	Women's 500m Time Trial Final
		4	Men's Sprint Semifinals - Decider
		11	Women's Individual Pursuit Finals
		32	Men's Omnium Points Race 4/4
		8	Men's Sprint Finals - Race 1
		8	Women's 500m Time Trial, Victory Ceremony
		8	Women's Individual Pursuit, Victory Ceremony
		8	Men's Omnium, Victory Ceremony
		8	Men's Sprint Finals - Race 2
		37	Women's Points Race Final
		4	Men's Sprint Finals - Decider
		8	Women's Points Race, Victory Ceremony
		8	Men's Sprint, Victory Ceremony

Note:
Schedule subject to change.

Competition Schedule / Programme des compétitions

SUN 12 FEB 2023

Date	Session Time	Duration Time	Event	
SUN 12 FEB	11:00 / 12:12	13	Women's Keirin First Round	
		13	Men's Keirin First Round	
		10	Break	
		18	Women's Keirin First Round Repechage	
		18	Men's Keirin First Round Repechage	
	15:30 / 18:29	9	9	Women's Keirin Second Round
			9	Men's Keirin Second Round
		45	Women's Madison Final	
		10	Women's Keirin Finals	
		10	Men's Keirin Finals	
10		Women's Madison, Victory Ceremony		
8		Women's Keirin, Victory Ceremony		
8		Men's Keirin, Victory Ceremony		
60		Men's Madison Final		
10		Men's Madison, Victory Ceremony		

Note:
Schedule subject to change.

DAY 1
Wednesday, 08 February

COMMISSAIRES' PANEL DECISIONS

MEN'S ELIMINATION RACE

#50 TEUTENBERG, Tim Torn (GER) UCI ID 10050865568
FINE 100 CHF
Art. 3.10.008-3.6 Body number incorrectly attached

#12 HESTERS Jules (BEL) UCI ID 10010771226
Has been relegated for dangerous riding during the race

#74 TENE, Rotem (ISR) UCI ID 10059718032
Has been relegated for riding on the blue band

DAY 2
Thursday, 09 February

COMMISSAIRES' PANEL DECISIONS

WOMEN'S ELIMINATION RACE

#40 BARKER, Elinor (GBR) UCI ID 10008091194
Has been relegated for riding on the blue band

DAY 3
Friday, 10 February

COMMISSAIRES' PANEL DECISIONS

MEN'S SPRINT - QUALIFYING

#125 ŽALAR, Eduard (SLO) UCI ID 10103764520
FINE CHF 100
Art. 3.10.008-7.5 Being late to the start

MEN'S SPRINT – 1/8 FINALS
Heat 1

#19 TOPINKA, Dominik (CZE) UCI ID 10007535365
Warning for entering the sprinter's lane when the opponent was already there

MEN'S SPRINT – 1/4 FINALS
Heat 2 – Race 1

#43 DÖRNBACH, Maximilian (GER) UCI ID 10007779683
Warning for dangerous riding during the race

WOMEN'S SPRINT – SEMIFINALS
Heat 2 – Race 2

#43 CAPEWELL, Sophie (GBR) UCI ID 10010171442
Warning for entering the sprinter's lane when the opponent was already there

WOMEN'S OMNIUM
POINTS RACE

#18 DIDERIKSEN, Amalie (DEN) UCI ID 10009487085
Warning for causing the crash of an opponent

DAY 4
Saturday, 11 February
COMMISSAIRES' PANEL DECISIONS

MEN'S OMNIUM – ELIMINATION RACE

#106 van SCHIP, Jan Willem (NED) UCI ID 10008881948
Warning for dangerous riding during the race

DAY 5
Sunday, 12 February

COMMISSAIRES' PANEL DECISIONS

WOMEN'S KEIRIN – REPECHAGES

Heat 1

#12 JABORNÍKOVÁ, Anna (CZE) UCI ID 10047309712

Warning and relegation for entering the sprinter's lane when the opponent was already there

MEN'S KEIRIN – FINAL 1-6

#31 DERACHE, Tom (FRA) UCI ID 10026071156

Relegated for irregular movement to prevent the opponent from passing

MEN'S MADISON - FINAL

Team Spain (MORA VEDRI, Sebastian, ESP, UCI ID 10019037545; TORRES BARCELO, Albert, ESP, UCI ID 10005934360)

Warning for dangerous riding during the race

Medallists by Event / Médaille(s) par épreuve

As of SUN 12 FEB 2023 at 18:27

AFTER 22 OF 22 EVENTS

Event	Date	Medal	Name	NAT
Men's Team Sprint	WED 8 FEB	GOLD	HOOGLAND Jeffrey LAVREYSEN Harrie van den BERG Roy van LOON Tijmen (R)	NED
		SILVER	CARLIN Jack FIELDING Alistair TURNBULL Hamish TRUMAN Joseph (R)	GBR
		BRONZE	GILLION Timmy LANDERNEAU Melvin VIGIER Sebastien	FRA
Men's Sprint	SAT 11 FEB	GOLD	LAVREYSEN Harrie	NED
		SILVER	RUDYK Mateusz	POL
		BRONZE	HELAL Rayan	FRA
Men's Keirin	SUN 12 FEB	GOLD	LAVREYSEN Harrie	NED
		SILVER	RAJKOWSKI Patryk	POL
		BRONZE	HOOGLAND Jeffrey	NED
Men's Team Pursuit	THU 9 FEB	GOLD	GANNA Filippo LAMON Francesco MILAN Jonathan MORO Manlio CONSONNI Simone (R)	ITA
		SILVER	BIGHAM Daniel TANFIELD Charlie VERNON Ethan WOOD Oliver	GBR
		BRONZE	DENIS Thomas ERMENAULT Corentin LAFARGUE Quentin THOMAS Benjamin GAREL Adrien (R)	FRA
Men's Omnium	SAT 11 FEB	GOLD	THOMAS Benjamin	FRA
		SILVER	CONSONNI Simone	ITA
		BRONZE	PERRETT William	GBR
Men's Madison	SUN 12 FEB	GOLD	KLUGE Roger REINHARDT Theo	GER
		SILVER	CONSONNI Simone SCARTEZZINI Michele	ITA
		BRONZE	GRONDIN Donavan THOMAS Benjamin	FRA
Men's Points Race	THU 9 FEB	GOLD	CONSONNI Simone	ITA
		SILVER	TORRES BARCELO Albert	ESP
		BRONZE	GRONDIN Donavan	FRA

Medallists by Event / Médaillé(e)s par épreuve

As of SUN 12 FEB 2023 at 18:27

AFTER 22 OF 22 EVENTS

Event	Date	Medal	Name	NAT
Men's Scratch Race	FRI 10 FEB	GOLD	WOOD Oliver	GBR
		SILVER	EEFTING Roy	NED
		BRONZE	GRONDIN Donavan	FRA
Men's 1Km Time Trial	THU 9 FEB	GOLD	HOOGLAND Jeffrey	NED
		SILVER	MARTINEZ CHORRO Alejandro	ESP
		BRONZE	DORNBACH Maximilian	GER
Men's Individual Pursuit	FRI 10 FEB	GOLD	MILAN Jonathan	ITA
		SILVER	BIGHAM Daniel	GBR
		BRONZE	BUCK-GRAMCKO Tobias	GER
Men's Elimination Race	WED 8 FEB	GOLD	TEUTENBERG Tim Torn	GER
		SILVER	OLIVEIRA Rui Felipe	POR
		BRONZE	HEIJNEN Philip	NED
Women's Team Sprint	WED 8 FEB	GOLD	FRIEDRICH Lea Sophie GRABOSCH Pauline Sophie HINZE Emma PROPSTER Alessa-Catriona (R)	GER
		SILVER	BELL Lauren FINUCANE Emma MARCHANT Katy CAPEWELL Sophie (R)	GBR
		BRONZE	LAMBERINK Kyra van der PEET Steffie van der WOUW Hetty	NED
Women's Sprint	FRI 10 FEB	GOLD	FRIEDRICH Lea Sophie	GER
		SILVER	GRABOSCH Pauline Sophie	GER
		BRONZE	CAPEWELL Sophie	GBR
Women's Keirin	SUN 12 FEB	GOLD	FRIEDRICH Lea Sophie	GER
		SILVER	FINUCANE Emma	GBR
		BRONZE	HINZE Emma	GER
Women's Team Pursuit	THU 9 FEB	GOLD	ARCHIBALD Katie EVANS Neah KNIGHT Josie MORRIS Anna BARKER Elinor (R)	GBR
		SILVER	ALZINI Martina BALSAMO Elisa FIDANZA Martina GUAZZINI Vittoria PATERNOSTER Letizia (R)	ITA
		BRONZE	BRAUSSE Franziska KLEIN Lisa KROGER Mieke SUSSEMILCH Laura	GER

Medallists by Event / Médaillé(e)s par épreuve

As of SUN 12 FEB 2023 at 18:27

AFTER 22 OF 22 EVENTS

Event	Date	Medal	Name	NAT
Women's Omnium	FRI 10 FEB	GOLD	ARCHIBALD Katie	GBR
		SILVER	PIKULIK Daria	POL
		BRONZE	KOPECKY Lotte	BEL
Women's Madison	SUN 12 FEB	GOLD	ARCHIBALD Katie BARKER Elinor	GBR
		SILVER	BERTEAU Victoire COPPONI Clara	FRA
		BRONZE	BALSAMO Elisa GUAZZINI Vittoria	ITA
Women's Points Race	SAT 11 FEB	GOLD	STENBERG Anita Yvonne	NOR
		SILVER	BOSSUYT Shari	BEL
		BRONZE	le NET Marie	FRA
Women's Scratch Race	WED 8 FEB	GOLD	MARTINS Maria	POR
		SILVER	LARRARTE ARTEAGA Eukene	ESP
		BRONZE	PIKULIK Daria	POL
Women's 500m Time Trial	SAT 11 FEB	GOLD	HINZE Emma	GER
		SILVER	KOUAME Taky Marie Divine	FRA
		BRONZE	van der WOUW Hetty	NED
Women's Individual Pursuit	SAT 11 FEB	GOLD	BRAUSSE Franziska	GER
		SILVER	KNIGHT Josie	GBR
		BRONZE	KROGER Mieke	GER
Women's Elimination Race	THU 9 FEB	GOLD	KOPECKY Lotte	BEL
		SILVER	FORTIN Valentine	FRA
		BRONZE	van der DUIN Maike	NED

Note:

All riders who competed for a team in any phase are listed.

LEGEND

R Replaced

Medal Standings / Tableau des médailles

As of SUN 12 FEB 2023 at 18:27

AFTER 22 OF 22 EVENTS

Rank	NAT	Men				Women				Total				Rank by Total
		G	S	B	Tot.	G	S	B	Tot.	G	S	B	Tot.	
1	GER - Germany	2		2	4	5	1	3	9	7	1	5	13	1
2	GBR - Great Britain	1	3	1	5	3	3	1	7	4	6	2	12	2
3	NED - Netherlands	4	1	2	7			3	3	4	1	5	10	4
4	ITA - Italy	3	2		5		1	1	2	3	3	1	7	5
5	FRA - France	1		6	7		3	1	4	1	3	7	11	3
6	BEL - Belgium					1	1	1	3	1	1	1	3	=7
7	POR - Portugal		1		1	1			1	1	1		2	9
8	NOR - Norway					1			1	1			1	10
9	POL - Poland		2		2		1	1	2		3	1	4	6
10	ESP - Spain		2		2		1		1		3		3	=7
	Total:	11	11	11	33	11	11	11	33	22	22	22	66	

Note:

Rank by Total is calculated by the total number of gold, silver and bronze medals.

LEGEND

= Equal sign indicates that two or more NATs share the same rank by total
Tot. Total
B Bronze **G** Gold **S** Silver

Number of Entries by Country / Nombre d'inscriptions par pays
As of 12 FEB 2023

NAT	Men												Women												Total Riders	
	Team Sprint	Sprint	Keirin	Team Pursuit	Omnium	Madison	Points Race	Scratch Race	Time Trial	Pursuit	Elimination	Riders	Team Sprint	Sprint	Keirin	Team Pursuit	Omnium	Madison	Points Race	Scratch Race	Time Trial	Pursuit	Elimination	Riders		
AUT					1	2	1	1		1	1	5					1	2	1	1			1	3	8	
AZE							1	1				1	1												1	1
BEL				4	1	2	1	1		2	1	9	3	2	2		1	2	1	1	2		1	6	15	
CZE	4	2	2		1	2	1	1	2		1	9	3	2	2		1	2	1	1	2		1	7	16	
DEN				4	1	2	1	1		1	1	5					1	2						2	7	
ESP	3	2	2	4	1	2	1	1	2	2	1	9		1	1	4	1	2	1	1	1	1	1	6	15	
FRA	3	2	2	5	1	2	1	1	1	1	1	11	3	2	2	5	1	2	1	1	2	1	1	8	19	
GBR	4	2	2	4	1	2	1	1	1	2	1	10	4	2	2	5	1	2	1	1	2	2	1	10	20	
GER	3	2	2	5	1	2	1	1	2	2	1	10	4	2	2	4	1	2	1	1	2	2	1	10	20	
GRE	3	2	2		1			1	1		1	5					1		1	1			1	1	6	
HUN	3	2	2		1		1		1	1		4							1	1				1	5	
IRL		1	1		1			1				2		1	1	4	1	2	1	1	1	2	1	6	8	
ISR		1	1		1	2	1	1			1	4													4	
ITA	3	2	2	5	1	2	1	1	2	2	1	12	3	2	2	5	1	2	1	1	2	2	1	9	21	
LAT					1		1	1		1	1	2													2	
LTU	3	2	2	4	1		1	1	2	2	1	6		1	1		1		1	1	1			2	8	
NED	4	2	2		1	2	1	1	1	1	1	10	3	2	2		1	2	1	1	2		1	5	15	
NOR																	1		1	1				1	1	
POL	3	2	2	4	1	2	1	1	1	2	1	9	3	2	2	5	1	3	1	1	2	2	1	10	19	
POR					1	2	1	1	1	1	1	5					1		1	1			1	1	6	
ROU					1		1					1													1	
SLO		1							1			1													1	
SUI				4	1	2	1	1		2	1	6				4	1	2	1	1		2	1	7	13	
SVK					1	2	1	1			1	2					1			1			1	1	3	
SWE					1		1					1													1	
UKR	3	2	2		1	2	1	1	1	1	1	6	3	2	2		1		1	1	2		1	5	11	
Total	39	27	26	43	23	32	22	21	19	24	20	145	29	21	21	36	19	27	18	19	21	14	16	101	246	

UCI ELITE TRACK CYCLING WORLD CHAMPIONSHIPS

Index of Communiqués by Event

Event	Description	Report	No.
GENERAL COMMUNIQUE'S			
College of Commissaires	UCI Technical Officials	Information	1
College of Commissaires	General Information	Information	2
College of Commissaires	Technical Information	Information	3
College of Commissaires	Antidoping Control	Information	4
College of Commissaires	Liste of Entered Teams	Information	5
College of Commissaires	Training and Warm Up Sessions	Information	6
College of Commissaires	Entry List by Country - Men	Information	7
College of Commissaires	Entry List by Country - Women	Information	8
College of Commissaires	Competition Schedule Day 1	Schedule	9
College of Commissaires	Competition Schedule Day 2	Schedule	10
College of Commissaires	Competition Schedule Day 3	Schedule	11
College of Commissaires	Competition Schedule Day 4	Schedule	12
College of Commissaires	Competition Schedule Day 5	Schedule	13
Day 1	Medallists by Event	Standing	136
Day 1	Medal Standings	Standing	137
Day 2	Medallists by Event	Standing	138
Day 2	Medal Standings	Standing	139
Day 3	Medallists by Event	Standing	140
Day 3	Medal Standings	Standing	141
Day 4	Medallists by Event	Standing	142
Day 4	Medal Standings	Standing	143
Day 5	Medallists by Event	Standing	144
Day 5	Medal Standings	Standing	145
Final	Number of Entries by Country	Standing	146
College of Commissaires	Decisions Day 1	Information	147
College of Commissaires	Decisions Day 2	Information	148
College of Commissaires	Decisions Day 3	Information	149
College of Commissaires	Decisions Day 4	Information	150
College of Commissaires	Decisions Day 5	Information	151
College of Commissaires	Index	Information	152
MEN			
M - TEAM SPRINT			
Team Sprint	Qualifying	Start List	14
Team Sprint	Qualifying	Results	15
Team Sprint	1/2 Final	Start List	16
Team Sprint	1/2 Final	Results	17
Team Sprint	Finals 3-4 & 1-2	Start List	18
Team Sprint	Finals 3-4 & 1-2	Results	19
M - SPRINT			
Sprint 200m t.t.	Qualifying	Start List	20
Sprint 200m t.t.	Qualifying	Results	21
Sprint	1/16 Final	Start List	22
Sprint	1/16 Final	Results	23
Sprint	1/8 Final	Start List	24

UCI ELITE TRACK CYCLING WORLD CHAMPIONSHIPS

Index of Communiqués by Event

Event	Description	Report	No.
Sprint	1/8 Final	Results	25
Sprint	1/4 Final	Start List	26
Sprint	1/4 Final	Results	27
Sprint	1/2 Final	Start List	28
Sprint	1/2 Final	Results	29
Sprint	Finals 3-4 & 1-2	Start List	30
Sprint	Finals 3-4 & 1-2	Results	31
Sprint	Summary	Results	32
M - KEIRIN			
Keirin	1st round	Start List	33
Keirin	1st round	Results	34
Keirin	Repechages	Start List	35
Keirin	Repechages	Results	36
Keirin	2nd round	Start List	37
Keirin	2nd round	Results	38
Keirin	3rd round	Start List	39
Keirin	3rd round	Results	40
Keirin	Finals places 7-12 & 1-6	Start List	41
Keirin	Finals places 7-12 & 1-6	Results	42
M - KILOMETRE T.T.			
Kilometre t.t.	Qualifying	Start List	43
Kilometre t.t.	Qualifying	Results	44
Kilometre t.t.	Final	Start List	45
Kilometre t.t.	Final	Results	46
M - TEAM PURSUIT			
Team pursuit	Qualifying	Start List	47
Team pursuit	Qualifying	Results	48
Team pursuit	1/2 Final	Start List	49
Team pursuit	1/2 Final	Results	50
Team pursuit	Finals	Start List	51
Team pursuit	Finals	Results	52
M - INDIVIDUAL PURSUIT			
Individual Pursuit	Qualifying	Start List	53
Individual Pursuit	Qualifying	Results	54
Individual pursuit	Finals 3-4 & 1-2	Start List	55
Individual pursuit	Finals 3-4 & 1-2	Results	56
M - POINTS RACE			
Points race 40 km	Final	Start List	57
Points race 40 km	Final	Results	58
M - SCRATCH			
Scratch 15 km	Final	Start List	59
Scratch 15 km	Final	Results	60
M - ELIMINATION			
Elimination	Final	Start List	61
Elimination	Final	Results	62

UCI ELITE TRACK CYCLING WORLD CHAMPIONSHIPS

Index of Communiqués by Event

Event	Description	Report	No.
M - OMNIUM			
Omnium I	Scratch 10 km	Start List	63
Omnium I	Scratch 10 km	Results	64
Omnium	Gen. Class. after event 1	Results	65
Omnium II	Tempo Race 10 km	Start List	66
Omnium II	Tempo Race 10 km	Results	67
Omnium	Gen. Class. after event 2	Results	68
Omnium III	Elimination	Start List	69
Omnium III	Elimination	Results	70
Omnium	Gen. Class. after event 3	Results	71
Omnium IV	Points Race 25 km	Start List	72
Omnium	Results Progression	Results	73
Omnium	Final Classification	Results	74
M - MADISON			
Madison 50 km	Final	Start List	75
Madison 50 km	Final	Results	76
WOMEN			
W - TEAM SPRINT			
Team Sprint	Qualifying	Start List	77
Team Sprint	Qualifying	Results	78
Team Sprint	1/2 Final	Start List	79
Team Sprint	1/2 Final	Results	80
Team Sprint	Finals 3-4 & 1-2	Start List	81
Team Sprint	Finals 3-4 & 1-2	Results	82
W - SPRINT			
Sprint 200m t.t.	Qualifying	Start List	83
Sprint 200m t.t.	Qualifying	Results	84
Sprint	1/16 Final	Start List	85
Sprint	1/16 Final	Results	86
Sprint	1/8 Final	Start List	87
Sprint	1/8 Final	Results	88
Sprint	1/4 Final	Start List	89
Sprint	1/4 Final	Results	90
Sprint	1/2 Final	Start List	91
Sprint	1/2 Final	Results	92
Sprint	Finals 3-4 & 1-2	Start List	93
Sprint	Finals 3-4 & 1-2	Results	94
Sprint	Summary	Results	95
W - KEIRIN			
Keirin	1st round	Start List	96
Keirin	1st round	Results	97
Keirin	Repechages	Start List	98
Keirin	Repechages	Results	99
Keirin	2nd round	Start List	100

UCI ELITE TRACK CYCLING WORLD CHAMPIONSHIPS

Index of Communiqués by Event

Event	Description	Report	No.
Keirin	2nd round	Results	101
Keirin	3rd round	Start List	102
Keirin	3rd round	Results	103
Keirin	Finals places 7-12 & 1-6	Start List	104
Keirin	Finals places 7-12 & 1-6	Results	105
W - 500M T.T.			
500m t.t.	Qualifying	Start List	106
500m t.t.	Qualifying	Results	107
500m t.t.	Final	Start List	108
500m t.t.	Final	Results	109
W - TEAM PURSUIT			
Team pursuit	Qualifying	Start List	110
Team pursuit	Qualifying	Results	111
Team pursuit	1/2 Final	Start List	112
Team pursuit	1/2 Final	Results	113
Team pursuit	Finals	Start List	114
Team pursuit	Finals	Results	115
W - INDIVIDUAL PURSUIT			
Individual Pursuit	Qualifying	Start List	116
Individual Pursuit	Qualifying	Results	117
Individual pursuit	Finals 3-4 & 1-2	Start List	118
Individual pursuit	Finals 3-4 & 1-2	Results	119
W - POINTS RACE			
Points race 25 km	Final	Start List	120
Points race 25 km	Final	Results	121
W - SCRATCH			
Scratch 10 km	Final	Start List	122
Scratch 10 km	Final	Results	123
W - ELIMINATION			
Elimination	Final	Start List	124
Elimination	Final	Results	125
W - OMNIUM			
Omnium I	Scratch 7.5 km	Start List	126
Omnium I	Scratch 7.5 km	Results	127
Omnium	Gen. Class. after event 1	Results	128
Omnium II	Tempo Race 7.5 km	Start List	129
Omnium II	Tempo Race 7.5 km	Results	130
Omnium	Gen. Class. after event 2	Results	131
Omnium III	Elimination	Start List	132
Omnium III	Elimination	Results	133
Omnium	Gen. Class. after event 3	Results	134
Omnium IV	Points Race 20 km	Start List	135
Omnium	Results Progression	Results	136
Omnium	Final Classification	Results	137

UCI ELITE TRACK CYCLING WORLD CHAMPIONSHIPS
Index of Communiqués by Event

Event	Description	Report	No.
W - MADISON			
Madison 30 km	Final	Start List	138
Madison 30 km	Final	Results	139

Men's Team Sprint / Vitesse par équipe hommes

Final Classification / Classement final

Wed 8 Feb 2023

World Record	41.225 NED - Netherlands	Berlin (GER)	26 FEB 2020
---------------------	--------------------------	--------------	-------------

Rank	NAT / Name	Lap 1	Lap 2 Lap 1-2	Time Lap 2-3	Average Speed km/h
------	------------	-------	------------------	-----------------	--------------------------

Final for Gold

GOLD	1	NED - Netherlands	17.551	29.727	42.325	63.792
		100 HOOGLAND Jeffrey		12.176	12.598	
		102 LAVREYSEN Harrie				
		104 van den BERG Roy				
		105 van LOON Tijmen	(R)			

SILVER	2	GBR - Great Britain	17.255	30.371	43.565	61.976
		52 CARLIN Jack		13.116	13.194	
		53 FIELDING Alistair				
		58 TURNBULL Hamish				
		57 TRUMAN Joseph	(R)			

Final for Bronze

BRONZE	3	FRA - France	17.837	30.259	43.332	62.310
		34 GILLION Timmy		12.422	13.073	
		38 LANDERNEAU Melvin				
		40 VIGIER Sebastien				
	4	GER - Germany	17.843	30.673	44.501	60.673
		43 DORNBAACH Maximilian		12.830	13.828	
		45 JURCZYK Marc				
		49 SPIEGEL Luca				

Placed after First Round

5	POL - Poland					
	108 BIELECKI Maciej					
	112 RAJKOWSKI Patryk					
	114 RUDYK Mateusz					
6	ITA - Italy					
	77 BIANCHI Matteo					
	85 PREDOMO Mattia					
	87 TUGNOLO Matteo					
7	CZE - Czech Republic					
	22 ČECHMAN Martin					
	24 ŠŤASTNY Jakub					
	19 TOPINKA Dominik					
	21 WAGNER Robin	(R)				
8	ESP - Spain					
	129 JIMENEZ ELIZONDO Ekain					
	130 MARTINEZ CHORRO Alejandro					
	133 MORENO SANCHEZ Jose					

Did not qualify for First Round

9	HUN - Hungary					
	67 CSENGŐI Balint					
	69 SZABO Norbert					
	70 SZALONTAY Sandor					

8-12 February 2023

Communiqué no. 19

Men's Team Sprint / Vitesse par équipe hommes

Final Classification / Classement final

Wed 8 Feb 2023

Rank	NAT / Name	Lap 1	Lap 2 Lap 1-2	Time Lap 2-3	Average Speed km/h
10	LTU - Lithuania				
	92 BENIUŠIS Justas				
	93 LENDEL Vasilijus				
	96 VINSKAS Laurynas				
11	GRE - Greece				
	62 BRETAS Sotirios				
	63 CHAROVAS Miltiadis				
	64 KALOGEROPOULOS Ioannis				
12	UKR - Ukraine				
	143 DANYLCHUK Bohdan				
	144 DENYSENKO Vladyslav				
	145 DUDKO Mykhailo-Yaroslav				

Note:

Riders are presented in their starting order.

LEGEND

R Replaced

8-12 February 2023

Men's Team Sprint / Vitesse par équipe hommes
Finals / Finales
Race Analysis / Analyse de la course

GOLD

Distance	NED - Netherlands			Lap	Distance	GBR - Great Britain		
	Time	Rank	Lap Time			Time	Rank	Lap Time
125m	10.764	2			125m	10.450	1	
250m	17.551	2	17.551	1	250m	17.255	1	17.255
375m	23.672	1			375m	23.881	2	
500m	29.727	1	12.176	2	500m	30.371	2	13.116
625m	35.920	1			625m	36.871	2	
750m	42.325	1	12.598	3	750m	43.565	2	13.194

BRONZE

Distance	FRA - France			Lap	Distance	GER - Germany		
	Time	Rank	Lap Time			Time	Rank	Lap Time
125m	11.118	2			125m	10.903	1	
250m	17.837	1	17.837	1	250m	17.843	2	17.843
375m	24.011	1			375m	24.265	2	
500m	30.259	1	12.422	2	500m	30.673	2	12.830
625m	36.675	1			625m	37.618	2	
750m	43.332	3	13.073	3	750m	44.501	4	13.828

Men's Team Sprint / Vitesse par équipe hommes
Finals / Finales
Start List / Liste de départ

Wed 8 Feb 2023 - Race distance: 3 laps

World Record	41.225 NED - Netherlands	Berlin (GER)	26 FEB 2020
---------------------	--------------------------	--------------	-------------

Heat	Race Number	NAT / Name	Time
FOR BRONZE		FRA - France	_____
	34	GILLION Timmy	
	40	VIGIER Sebastien	
	38	LANDERNEAU Melvin	
		GER - Germany	_____
	49	SPIEGEL Luca	
	43	DORNBACH Maximilian	
	45	JURCZYK Marc	
FOR GOLD		NED - Netherlands	_____
	104	van den BERG Roy	
	102	LAVREYSEN Harrie	
	100	HOGLAND Jeffrey	
		GBR - Great Britain	_____
	53	FIELDING Alistair	
	58	TURNBULL Hamish	
	52	CARLIN Jack	

Note:
The composition of the teams may be subject to change up to 30 minutes before the start of the race. Sorted in the order given by the team.

8-12 February 2023

Communiqué no. 17

Men's Team Sprint / Vitesse par équipe hommes
First Round / Premier tour
Results / Résultats

Wed 8 Feb 2023 - Race distance: 3 laps

World Record	41.225 NED - Netherlands	Berlin (GER)	26 FEB 2020
---------------------	--------------------------	--------------	-------------

Heat	Rank	NAT / Name	Lap 1	Lap 2 Lap 1-2	Time Lap 2-3	Average Speed km/h	
1	1	GER - Germany	17.852	30.531	43.870	61.545	QB
		43 DORNBACH Maximilian		12.679	13.339		
		45 JURCZYK Marc					
		49 SPIEGEL Luca					
	2	POL - Poland	17.767	30.124	43.970	61.406	
		108 BIELECKI Maciej		12.357	13.846		
		112 RAJKOWSKI Patryk					
		114 RUDYK Mateusz					
2	1	FRA - France	17.532	30.177	43.164	62.552	QB
		34 GILLION Timmy		12.645	12.987		
		38 LANDERNEAU Melvin					
		40 VIGIER Sebastien					
	2	ITA - Italy	18.243	31.233	44.071	61.265	
		77 BIANCHI Matteo		12.990	12.838		
		85 PREDOMO Mattia					
		87 TUGNOLO Matteo					
3	1	GBR - Great Britain	17.308	29.971	42.997	62.795	QG
		53 FIELDING Alistair		12.663	13.026		
		57 TRUMAN Joseph					
		58 TURNBULL Hamish					
		CARLIN Jack	(R)				
	2	ESP - Spain	17.963	30.845	44.320	60.921	
		129 JIMENEZ ELIZONDO Ekain		12.882	13.475		
		130 MARTINEZ CHORRO Alejandro					
		133 MORENO SANCHEZ Jose					
4	1	NED - Netherlands	17.531	29.658	42.272	63.872	QG
		100 HOOGLAND Jeffrey		12.127	12.614		
		102 LAVREYSEN Harrie					
		104 van den BERG Roy					
		van der LOON Tijmen	(R)				
	2	CZE - Czech Republic	18.057	30.888	44.071	61.265	
		22 ČECHAN Martin		12.831	13.183		
		24 ŠTASTNY Jakub					
		19 TOPINKA Dominik					
		WÄGNER Robin	(R)				

Progression rule:

The fastest two winning teams race for the gold and silver medals, and the other two winning teams race for the bronze medal. Losers are classified from 5th to 8th place by their times in the First Round.

Men's Team Sprint / Vitesse par équipe hommes
First Round / Premier tour
Results / Résultats

Wed 8 Feb 2023 - Race distance: 3 laps

Heat	Rank	NAT / Name	Lap 1	Lap 2 Lap 1-2	Time Lap 2-3	Average Speed km/h
------	------	---------------	-------	------------------	-----------------	--------------------------

Note:

Riders are presented in their starting order.

LEGEND

QB Qualified for Bronze **QG** Qualified for Gold **R** Replaced

8-12 February 2023

Men's Team Sprint / Vitesse par équipe hommes
First Round / Premier tour
Race Analysis / Analyse de la course

Heat 1

POL - Poland					GER - Germany				
Distance	Time	Rank	Lap Time	Lap	Distance	Time	Rank	Lap Time	
125m	10.961	1			125m	10.984	2		
250m	17.767	1	17.767	1	250m	17.852	2	17.852	
375m	23.965	1			375m	24.201	2		
500m	30.124	1	12.357	2	500m	30.531	2	12.679	
625m	37.170	2			625m	37.114	1		
750m	43.970	2	13.846	3	750m	43.870	1	13.339	

Heat 2

FRA - France					ITA - Italy				
Distance	Time	Rank	Lap Time	Lap	Distance	Time	Rank	Lap Time	
125m	10.823	1			125m	11.126	2		
250m	17.532	1	17.532	1	250m	18.243	2	18.243	
375m	23.880	1			375m	24.750	2		
500m	30.177	1	12.645	2	500m	31.233	2	12.990	
625m	36.592	1			625m	37.577	2		
750m	43.164	1	12.987	3	750m	44.071	2	12.838	

Heat 3

GBR - Great Britain					ESP - Spain				
Distance	Time	Rank	Lap Time	Lap	Distance	Time	Rank	Lap Time	
125m	10.479	1			125m	11.083	2		
250m	17.308	1	17.308	1	250m	17.963	2	17.963	
375m	23.595	1			375m	24.348	2		
500m	29.971	1	12.663	2	500m	30.845	2	12.882	
625m	36.364	1			625m	37.484	2		
750m	42.997	1	13.026	3	750m	44.320	2	13.475	

Heat 4

NED - Netherlands					CZE - Czech Republic				
Distance	Time	Rank	Lap Time	Lap	Distance	Time	Rank	Lap Time	
125m	10.774	1			125m	11.056	2		
250m	17.531	1	17.531	1	250m	18.057	2	18.057	
375m	23.638	1			375m	24.410	2		
500m	29.658	1	12.127	2	500m	30.888	2	12.831	
625m	35.844	1			625m	37.382	2		
750m	42.272	1	12.614	3	750m	44.071	2	13.183	

8-12 February 2023

Communiqué no. 16 Rectificatif 1

Men's Team Sprint / Vitesse par équipe hommes
First Round / Premier tour
Start List / Liste de départ

Wed 8 Feb 2023 - Race distance: 3 laps

World Record	41.225 NED - Netherlands	Berlin (GER)	26 FEB 2020
---------------------	--------------------------	--------------	-------------

Heat	Race Number	NAT / Name	Time	
1		POL - Poland		
	108	BIELECKI Maciej		
	114	RUDYK Mateusz		
	112	RAJKOWSKI Patryk		
		GER - Germany		
	49	SPIEGEL Luca		
	43	DORNBACH Maximilian		
	45	JURCZYK Marc		
	2		FRA - France	
		34	GILLION Timmy	
40		VIGIER Sebastien		
38		LANDERNEAU Melvin		
		ITA - Italy		
87		TUGNOLO Matteo		
77		BIANCHI Matteo		
3		GBR - Great Britain		
	53	FIELDING Alistair		
	58	TURNBULL Hamish		
	57	TRUMAN Joseph		
		ESP - Spain		
	133	MORENO SANCHEZ Jose		
	129	JIMENEZ ELIZONDO Ekain		

8-12 February 2023

Communiqué no. 16 Rectificatif 1

Men's Team Sprint / Vitesse par équipe hommes
First Round / Premier tour
Start List / Liste de départ

Wed 8 Feb 2023 - Race distance: 3 laps

Heat	Race Number	NAT / Name	Time
4		NED - Netherlands	_____
	102	LAVREYSEN Harrie	
	100	HOOGLAND Jeffrey	
	104	van den BERG Roy	
		CZE - Czech Republic	_____
	24	ŠŤASTNY Jakub	
19	TOPINKA Dominik		
22	ČECHMAN Martin		

Progression rule:

The fastest two winning teams race for the gold and silver medals, and the other two winning teams race for the bronze medal. Losers are classified from 5th to 8th place by their times in the First Round.

Note:

The composition of the teams may be subject to change up to 30 minutes before the start of the race. Sorted in the order given by the team.

8-12 February 2023

Communiqué no. 15

Men's Team Sprint / Vitesse par équipe hommes
Qualifying / Qualifications
Results / Résultats

Wed 8 Feb 2023 - Race distance: 3 laps

World Record	41.225 NED - Netherlands	Berlin (GER)	26 FEB 2020
---------------------	--------------------------	--------------	-------------

Rank	NAT / Name	Lap 1	Lap 2 Lap 1-2	Time Lap 2-3	Average Speed km/h	
1	NED - Netherlands	17.514 (2)	29.699 (1)	42.826 (1)	63.046	Q
	102 LAVREYSEN Harrie		12.185 (1)	13.127 (5)		
	105 van LOON Tijmen					
	104 van den BERG Roy					
2	GBR - Great Britain	17.332 (1)	30.041 (2)	43.145 (2)	62.580	Q
	53 FIELDING Alistair		12.709 (4)	13.104 (3)		
	52 CARLIN Jack					
	57 TRUMAN Joseph					
3	FRA - France	17.735 (4)	30.223 (3)	43.335 (3)	62.305	Q
	34 GILLION Timmy		12.488 (2)	13.112 (4)		
	40 VIGIER Sebastien					
	38 LANDERNEAU Melvin					
4	POL - Poland	17.721 (3)	30.276 (4)	43.879 (4)	61.533	Q
	108 BIELECKI Maciej		12.555 (3)	13.603 (10)		
	114 RUDYK Mateusz					
	112 RAJKOWSKI Patryk					
5	GER - Germany	17.848 (5)	30.613 (5)	44.023 (5)	61.332	Q
	49 SPIEGEL Luca		12.765 (5)	13.410 (7)		
	43 DORNBAACH Maximilian					
	45 JURCZYK Marc					
6	ITA - Italy	18.256 (8)	31.379 (8)	44.256 (6)	61.009	Q
	87 TUGNOLO Matteo		13.123 (8)	12.877 (1)		
	77 BIANCHI Matteo					
	85 PREDOMO Mattia					
7	ESP - Spain	18.112 (6)	31.022 (6)	44.590 (7)	60.552	Q
	133 MORENO SANCHEZ Jose		12.910 (6)	13.568 (9)		
	130 MARTINEZ CHORRO Alejandro					
	129 JIMENEZ ELIZONDO Ekain					
8	CZE - Czech Republic	18.227 (7)	31.303 (7)	45.150 (8)	59.801	Q
	24 ŠŤASTNY Jakub		13.076 (7)	13.847 (11)		
	19 TOPINKA Dominik					
	21 WAGNER Robin					
9	HUN - Hungary	19.152 (12)	32.511 (12)	45.553 (9)	59.272	
	67 CSENGŐI Balint		13.359 (10)	13.042 (2)		
	69 SZABO Norbert					
	70 SZALONTAY Sandor					
10	LTU - Lithuania	18.440 (10)	32.370 (10)	45.605 (10)	59.204	
	96 VINSKAS Laurynas		13.930 (12)	13.235 (6)		
	92 BENIUŠIS Justas					
	93 LENDEL Vasilijus					
11	GRE - Greece	18.270 (9)	31.769 (9)	45.687 (11)	59.098	
	64 KALOGEROPOULOS Ioannis		13.499 (11)	13.918 (12)		
	63 CHAROVAS Miltiadis					
	62 BRETAS Sotirios					

8-12 February 2023

Communiqué no. 15

Men's Team Sprint / Vitesse par équipe hommes
Qualifying / Qualifications
Results / Résultats

Wed 8 Feb 2023 - Race distance: 3 laps

Rank	NAT / Name	Lap 1	Lap 2 Lap 1-2	Time Lap 2-3	Average Speed km/h
12	UKR - Ukraine	19.124 (11)	32.441 (11)	45.935 (12)	58.779
	145 DUDKO Mykhailo-Yaroslav		13.317 (9)	13.494 (8)	
	143 DANYLCHUK Bohdan				
	144 DENYSENKO Vladyslav				

Progression rule:

Fastest 8 teams qualify for the first round.

Note:

Riders are presented in their starting order.

LEGEND

Q Qualified

8-12 February 2023

Men's Team Sprint / Vitesse par équipe hommes
Qualifying / Qualifications
Race Analysis / Analyse de la course

Heat 1					Heat 2				
Distance	UKR - Ukraine		Lap Time	Lap	Distance	HUN - Hungary		Lap Time	
	Time	Rank				Time	Rank		
125m	11.788	11			125m	11.881	12		
250m	19.124	11	19.124	1	250m	19.152	12	19.152	
375m	25.753	11			375m	25.856	12		
500m	32.441	11	13.317	2	500m	32.511	12	13.359	
625m	39.143	12			625m	38.981	11		
750m	45.935	12	13.494	3	750m	45.553	9	13.042	

Heat 3					Heat 4				
Distance	GRE - Greece		Lap Time	Lap	Distance	ITA - Italy		Lap Time	
	Time	Rank				Time	Rank		
125m	11.171	8			125m	11.140	7		
250m	18.270	9	18.270	1	250m	18.256	8	18.256	
375m	24.951	9			375m	24.804	8		
500m	31.769	9	13.499	2	500m	31.379	8	13.123	
625m	38.594	9			625m	37.728	7		
750m	45.687	11	13.918	3	750m	44.256	6	12.877	

Heat 5					Heat 6				
Distance	ESP - Spain		Lap Time	Lap	Distance	LTU - Lithuania		Lap Time	
	Time	Rank				Time	Rank		
125m	11.212	9			125m	11.420	10		
250m	18.112	6	18.112	1	250m	18.440	10	18.440	
375m	24.497	6			375m	25.574	10		
500m	31.022	6	12.910	2	500m	32.370	10	13.930	
625m	37.682	6			625m	38.971	10		
750m	44.590	7	13.568	3	750m	45.605	10	13.235	

Heat 7					Heat 8				
Distance	CZE - Czech Republic		Lap Time	Lap	Distance	FRA - France		Lap Time	
	Time	Rank				Time	Rank		
125m	11.135	6			125m	10.980	5		
250m	18.227	7	18.227	1	250m	17.735	4	17.735	
375m	24.734	7			375m	23.948	3		
500m	31.303	7	13.076	2	500m	30.223	3	12.488	
625m	38.082	8			625m	36.647	3		
750m	45.150	8	13.847	3	750m	43.335	3	13.112	

Heat 9					Heat 10				
Distance	POL - Poland		Lap Time	Lap	Distance	GER - Germany		Lap Time	
	Time	Rank				Time	Rank		
125m	10.900	3			125m	10.969	4		
250m	17.721	3	17.721	1	250m	17.848	5	17.848	
375m	24.022	4			375m	24.236	5		
500m	30.276	4	12.555	2	500m	30.613	5	12.765	
625m	37.087	4			625m	37.222	5		
750m	43.879	4	13.603	3	750m	44.023	5	13.410	

8-12 February 2023

Men's Team Sprint / Vitesse par équipe hommes
Qualifying / Qualifications
Race Analysis / Analyse de la course

Heat 11				Heat 12				
Distance	NED - Netherlands		Lap Time	Lap	Distance	GBR - Great Britain		Lap Time
	Time	Rank				Time	Rank	
125m	10.737	2			125m	10.475	1	
250m	17.514	2	17.514	1	250m	17.332	1	17.332
375m	23.631	1			375m	23.664	2	
500m	29.699	1	12.185	2	500m	30.041	2	12.709
625m	36.083	1			625m	36.477	2	
750m	42.826	1	13.127	3	750m	43.145	2	13.104

8-12 February 2023

Communiqué no. 14

Men's Team Sprint / Vitesse par équipe hommes
Qualifying / Qualifications
Start List / Liste de départ

Wed 8 Feb 2023 - Race distance: 3 laps

World Record	41.225 NED - Netherlands	Berlin (GER)	26 FEB 2020
---------------------	--------------------------	--------------	-------------

Heat	Race Number	NAT / Name	Time
1		UKR - Ukraine	_____
	145	DUDKO Mykhailo-Yaroslav	
	143	DANYLCHUK Bohdan	
	144	DENYSENKO Vladyslav	
2		HUN - Hungary	_____
	67	CSENGŐI Balint	
	70	SZALONTAY Sandor	
	69	SZABO Norbert	
3		GRE - Greece	_____
	64	KALOGEROPOULOS Ioannis	
	63	CHAROVAS Miltiadis	
	62	BRETAS Sotirios	
4		ITA - Italy	_____
	87	TUGNOLO Matteo	
	77	BIANCHI Matteo	
	85	PREDOMO Mattia	
5		ESP - Spain	_____
	133	MORENO SANCHEZ Jose	
	130	MARTINEZ CHORRO Alejandro	
	129	JIMENEZ ELIZONDO Ekain	
6		LTU - Lithuania	_____
	96	VINSKAS Laurynas	
	92	BENIUŠIS Justas	
	93	LENDEL Vasilijus	
7		CZE - Czech Republic	_____
	24	ŠŤASTNY Jakub	
	19	TOPINKA Dominik	
	21	WAGNER Robin	

8-12 February 2023

Communiqué no. 14

Men's Team Sprint / Vitesse par équipe hommes
Qualifying / Qualifications
Start List / Liste de départ

Wed 8 Feb 2023 - Race distance: 3 laps

Heat	Race Number	NAT / Name	Time
8		FRA - France	_____
	34	GILLION Timmy	
	40	VIGIER Sebastien	
	38	LANDERNEAU Melvin	
9		POL - Poland	_____
	108	BIELECKI Maciej	
	114	RUDYK Mateusz	
	112	RAJKOWSKI Patryk	
10		GER - Germany	_____
	49	SPIEGEL Luca	
	43	DORNBACH Maximilian	
	45	JURCZYK Marc	
11		NED - Netherlands	_____
	104	van den BERG Roy	
	102	LAVREYSEN Harrie	
	105	van LOON Tijmen	
12		GBR - Great Britain	_____
	53	FIELDING Alistair	
	52	CARLIN Jack	
	57	TRUMAN Joseph	

Progression rule:

Fastest 8 teams qualify for the first round.

Note:

The composition of the teams may be subject to change up to 30 minutes before the start of the race. Sorted in the order given by the team.

Men's Sprint / Vitesse hommes

Final Classification / Classement final

Sat 11 Feb 2023

Rank	Race Number	Name	NAT	Race 1	Race 2	Decider
				200m Time:	9.989	9.851
				Average Speed km/h:	72.079	73.089
Final For Gold						
GOLD	1	102 LAVREYSEN Harrie	NED	Winner	Winner	
SILVER	2	114 RUDYK Mateusz	POL	+0.083	+0.146	
				200m Time:	10.003	9.947
				Average Speed km/h:	71.978	72.384
Final For Bronze						
BRONZE	3	36 HELAL Rayan	FRA	Winner	Winner	
	4	75 YAKOVLEV Mikhail	ISR	+0.079	+0.022	
Did not qualify for Semifinals						
	5	40 VIGIER Sebastien	FRA			
	6	52 CARLIN Jack	GBR			
	7	43 w DORNBACH Maximilian	GER			
	8	100 HOOGLAND Jeffrey	NED			
Did not qualify for Quarterfinals						
	9	93 LENDEL Vasilijus	LTU			
	10	70 SZALONTAY Sandor	HUN			
	11	58 TURNBULL Hamish	GBR			
	12	116 SARNECKI Rafal	POL			
	13	45 JURCZYK Marc	GER			
	14	22 ČECHMAN Martin	CZE			
	15	19 w TOPINKA Dominik	CZE			
	16	85 PREDOMO Mattia	ITA			
Did not qualify for 1/8 Finals						
	17	130 MARTINEZ CHORRO Alejandro	ESP			
	18	72 ROWLEY Conor	IRL			
	19	129 JIMENEZ ELIZONDO Ekain	ESP			
	20	92 BENIUŠIS Justas	LTU			
	21	83 MORO Stefano	ITA			
	22	143 DANYLCHUK Bohdan	UKR			
	23	144 DENYSENKO Vladyslav	UKR			
	24	69 SZABO Norbert	HUN			
	25	64 KALOGEROPOULOS Ioannis	GRE			
	26	65 SAVVAKIS Stamatios	GRE			
	27	125 ŽALAR Eduard	SLO			

LEGEND

w Warning

Men's Sprint / Vitesse hommes

Results Bracket / Tableau de progression

Qualifying	1/16 Finals	1/8 Finals	Quarterfinals	Semifinals	Finals
Q1 LAVREYSEN Harrie	Heat 1	Heat 1	Heat 1	Heat 1	Gold LAVREYSEN Harrie 1
Q2 YAKOVLEV Mikhail	CARLIN Jack	TOPINKA Dominik	Heat 2	Heat 2	
Q3 RUDYK Mateusz	ŽALAR Eduard	Heat 2	Heat 1	Heat 1	Silver RUDYK Mateusz 2
Q4 VIGIER Sebastien	Heat 2	YAKOVLEV Mikhail	Heat 2	Heat 2	
Q5 HELAL Rayan	DORNBACH M.	PREDOMO Mattia	Heat 3	Heat 3	Bronze HELAL Rayan 3
Q6 CARLIN Jack	SAVVAKIS S.	ČECHMAN Martin	Heat 3	Heat 3	
Q7 DORNBACH M.	Heat 3	Heat 4	Heat 4	Heat 4	4 YAKOVLEV Mikhail
Q8 HOOGLAND Jeffrey	HOOGLAND Jeffrey	VIGIER Sebastien	Heat 4	Heat 4	
Q9 LENDEL Vasilijus	KALOGEROPOULOS I.	JURCZYK Marc	Heat 5	Heat 5	
Q10 SZALONTAY Sandor	Heat 4	Heat 5	Heat 5	Heat 5	
Q11 TURNBULL Hamish	LENDEL Vasilijus	HELAL Rayan	Heat 6	Heat 6	
Q12 SARNECKI Rafal	SZABO Norbert	SARNECKI Rafal	Heat 6	Heat 6	
Q13 JURCZYK Marc	Heat 5	TURNBULL Hamish	Heat 7	Heat 7	
Q14 ČECHMAN Martin	SZALONTAY Sandor	DANYLCHUK Bohdan	Heat 7	Heat 7	
Q15 MARTINEZ CHORRO .	DENYSENKO V.	Heat 8	Heat 8	Heat 8	
Q16 TOPINKA Dominik	Heat 6	CARLIN Jack	Heat 8	Heat 8	
Q17 ROWLEY Conor	TURNBULL Hamish	TURNBULL Hamish	Heat 8	Heat 8	
Q18 PREDOMO Mattia	DANYLCHUK Bohdan	Heat 9	Heat 9	Heat 9	
Q19 JIMENEZ ELIZONDO.	Heat 7	Heat 9	Heat 9	Heat 9	
Q20 BENIUŠIS Justas	SARNECKI Rafal	DORNBACH M.	Heat 10	Heat 10	
Q21 MORO Stefano	MORO Stefano	SZALONTAY Sandor	Heat 10	Heat 10	
Q22 DANYLCHUK Bohdan	Heat 8	Heat 11	Heat 11	Heat 11	
Q23 DENYSENKO V.	JURCZYK Marc	Heat 11	Heat 11	Heat 11	
Q24 SZABO Norbert	BENIUŠIS Justas	Heat 12	Heat 12	Heat 12	
Q25 KALOGEROPOULOS I.	Heat 9	Heat 12	Heat 12	Heat 12	
Q26 SAVVAKIS S.	ČECHMAN Martin	Heat 12	Heat 12	Heat 12	
Q27 ŽALAR Eduard	JIMENEZ ELIZONDO.	Heat 12	Heat 12	Heat 12	
Q28	Heat 10	Heat 12	Heat 12	Heat 12	
	MARTINEZ CHORRO .	Heat 12	Heat 12	Heat 12	
	PREDOMO Mattia	Heat 12	Heat 12	Heat 12	
	Heat 11	Heat 12	Heat 12	Heat 12	
	TOPINKA Dominik	Heat 12	Heat 12	Heat 12	
	ROWLEY Conor	Heat 12	Heat 12	Heat 12	
	Heat 12	Heat 12	Heat 12	Heat 12	
		Heat 12	Heat 12	Heat 12	
		Heat 12	Heat 12	Heat 12	

——— = Winners Winners of completed heats are shown in bold text
 = Losers

LEGEND
w Warning

8-12 February 2023

Communiqué no. 30

Men's Sprint / Vitesse hommes
Finals / Finales
Start List / Liste de départ

Sat 11 Feb 2023 - Race distance: 3 laps

Race Number	Name	NAT	Race 1	Race 2	Decider
For Bronze					
		200m Time:			
		Average Speed km/h:			
36	HELAL Rayan	FRA			
75	YAKOVLEV Mikhail	ISR			
For Gold					
		200m Time:			
		Average Speed km/h:			
102	LAVREYSEN Harrie	NED			
114	RUDYK Mateusz	POL			

Men's Sprint / Vitesse hommes
Semifinals / Demi-finales
Results / Résultats

Sat 11 Feb 2023 - Race distance: 3 laps

Rank	Race Number	Name	NAT	Race 1	Race 2	Decider
				200m Time:	9.804	9.911
				Average Speed km/h:	73.439	72.647
Heat 1						
1	102	LAVREYSEN Harrie	NED	Winner	Winner	Q
2	36	HELAL Rayan	FRA	+0.077	+0.064	
				200m Time:	9.910	5.026
				Average Speed km/h:	72.654	143.255
Heat 2						
1	114	RUDYK Mateusz	POL	Winner	Winner	Q
2	75	YAKOVLEV Mikhail	ISR	+0.040	+0.459	

Progression rule:

The winners race for the gold and silver medals. The losers race for the bronze medal.

LEGEND

Q Qualified

8-12 February 2023

Communiqué no. 28

Men's Sprint / Vitesse hommes
Semifinals / Demi-finales
Start List / Liste de départ

Sat 11 Feb 2023 - Race distance: 3 laps

Race Number	Name	NAT	Race 1	Race 2	Decider
Heat 1					
		200m Time:			
		Average Speed km/h:			
102	LAVREYSEN Harrie	NED			
36	HELAL Rayan	FRA			
Heat 2					
		200m Time:			
		Average Speed km/h:			
75	YAKOVLEV Mikhail	ISR			
114	RUDYK Mateusz	POL			

Progression rule:

The winners race for the gold and silver medals. The losers race for the bronze medal.

**Men's Sprint / Vitesse hommes
Quarterfinals / Quart de finales
Results / Résultats**

Fri 10 Feb 2023 - Race distance: 3 laps

Rank	Race Number	Name	NAT	Race 1	Race 2	Decider
				200m Time:	9.734	10.398
				Average Speed km/h:	73.968	69.244
Heat 1						
1	102	LAVREYSEN Harrie	NED	Winner	Winner	Q
2	100	HOOGLAND Jeffrey	NED	+0.193	+0.224	
				200m Time:	10.012	9.944
				Average Speed km/h:	71.914	72.405
Heat 2						
1	75	YAKOVLEV Mikhail	ISR	Winner	Winner	Q
2	43 w	DORNBACH Maximilian	GER	+0.616	+2.086	
				200m Time:	10.038	10.154
				Average Speed km/h:	71.700	70.908
Heat 3						
1	114	RUDYK Mateusz	POL	Winner	Winner	Q
2	52	CARLIN Jack	GBR	+0.000	+0.071	
				200m Time:	10.019	9.873
				Average Speed km/h:	71.863	72.926
Heat 4						
1	36	HELAL Rayan	FRA	Winner	Winner	Q
2	40	VIGIER Sebastien	FRA	+0.090	+0.260	

Progression rule:

The winner of each heat qualifies to the Semifinals.

No 43 DORNBACH Maximilian (GER)

Warning for dangerous riding during the race.

Avertissement pour manoeuvre dangereuse au cours de l'épreuve.

LEGEND

Q Qualified w Warning

8-12 February 2023

Communiqué no. 26

Men's Sprint / Vitesse hommes
Quarterfinals / Quart de finales
Start List / Liste de départ

Fri 10 Feb 2023 - Race distance: 3 laps

Race Number	Name	NAT	Race 1	Race 2	Decider
Heat 1					
		200m Time:			
		Average Speed km/h:			
102	LAVREYSEN Harrie	NED			
100	HOOGLAND Jeffrey	NED			
Heat 2					
		200m Time:			
		Average Speed km/h:			
75	YAKOVLEV Mikhail	ISR			
43	DORNBACH Maximilian	GER			
Heat 3					
		200m Time:			
		Average Speed km/h:			
114	RUDYK Mateusz	POL			
52	CARLIN Jack	GBR			
Heat 4					
		200m Time:			
		Average Speed km/h:			
40	VIGIER Sebastien	FRA			
36	HELAL Rayan	FRA			

Progression rule:

The winner of each heat qualifies to the Semifinals.

8-12 February 2023

Communiqué no. 25

Men's Sprint / Vitesse hommes
1/8 Finals / 1/8 de finale
Results / Résultats

Fri 10 Feb 2023 - Race distance: 3 laps

Rank	Race Number	Name	NAT		
				200m Time:	10.219
				Average Speed km/h:	70.457
Heat 1					
1	102	LAVREYSEN Harrie	NED	Winner	Q
2	19	w TOPINKA Dominik	CZE	+0.150	
				200m Time:	10.033
				Average Speed km/h:	71.763
Heat 2					
1	75	YAKOVLEV Mikhail	ISR	Winner	Q
2	85	PREDOMO Mattia	ITA	+0.049	
				200m Time:	12.697
				Average Speed km/h:	56.706
Heat 3					
1	114	RUDYK Mateusz	POL	Winner	Q
2	22	ČECHMAN Martin	CZE	+0.273	
				200m Time:	10.205
				Average Speed km/h:	70.554
Heat 4					
1	40	VIGIER Sebastien	FRA	Winner	Q
2	45	JURCZYK Marc	GER	+0.103	
				200m Time:	10.061
				Average Speed km/h:	71.563
Heat 5					
1	36	HELAL Rayan	FRA	Winner	Q
2	116	SARNECKI Rafal	POL	+0.222	
				200m Time:	10.125
				Average Speed km/h:	71.111
Heat 6					
1	52	CARLIN Jack	GBR	Winner	Q
2	58	TURNBULL Hamish	GBR	+0.089	
				200m Time:	10.212
				Average Speed km/h:	70.505
Heat 7					
1	43	DORNBACH Maximilian	GER	Winner	Q
2	70	SZALONTAY Sandor	HUN	+0.089	
				200m Time:	10.021
				Average Speed km/h:	71.849
Heat 8					
1	100	HOOGLAND Jeffrey	NED	Winner	Q
2	93	LENDEL Vasilijus	LTU	+0.092	

Progression rule:

The winner of each heat qualifies to the Quarterfinals.

No 19 TOPINKA Dominik (CZE)

Warning for entering the sprinter's lane when the opponent was already there.

Avertissement pour être entré dans le couloir des sprinters alors que son adversaire s'y trouvait déjà.

Men's Sprint / Vitesse hommes
1/8 Finals / 1/8 de finale
Results / Résultats

Fri 10 Feb 2023 - Race distance: 3 laps

Rank	Race Number	Name	NAT
------	-------------	------	-----

Note:

The average speed is taken over the last 200m.

LEGEND

Q Qualified **w** Warning

Men's Sprint / Vitesse hommes
1/8 Finals / 1/8 de finale
Start List / Liste de départ

Fri 10 Feb 2023 - Race distance: 3 laps

Race Number	Name	NAT	200m Time:	Average Speed km/h:
Heat 1				
102	LAVREYSEN Harrie	NED		
19	TOPINKA Dominik	CZE		
Heat 2				
75	YAKOVLEV Mikhail	ISR		
85	PREDOMO Mattia	ITA		
Heat 3				
114	RUDYK Mateusz	POL		
22	ČECHMAN Martin	CZE		
Heat 4				
40	VIGIER Sebastien	FRA		
45	JURCZYK Marc	GER		
Heat 5				
36	HELAL Rayan	FRA		
116	SARNECKI Rafal	POL		
Heat 6				
52	CARLIN Jack	GBR		
58	TURNBULL Hamish	GBR		
Heat 7				
43	DORNBACH Maximilian	GER		
70	SZALONTAY Sandor	HUN		
Heat 8				
100	HOOGLAND Jeffrey	NED		
93	LENDEL Vasilijus	LTU		

Progression rule:

The winner of each heat qualifies to the Quarterfinals.

8-12 February 2023

Communiqué no. 23

Men's Sprint / Vitesse hommes
1/16 Finals / 1/16 de finale
Results / Résultats

Fri 10 Feb 2023 - Race distance: 3 laps

Rank	Race Number	Name	NAT		
				200m Time:	10.655
				Average Speed km/h:	67.574
Heat 1					
1	52	CARLIN Jack	GBR	Winner	Q
2	125	ŽALAR Eduard	SLO	+0.424	
				200m Time:	10.620
				Average Speed km/h:	67.797
Heat 2					
1	43	DORNBACH Maximilian	GER	Winner	Q
2	65	SAVVAKIS Stamatios	GRE	+0.579	
				200m Time:	10.452
				Average Speed km/h:	68.886
Heat 3					
1	100	HOOGLAND Jeffrey	NED	Winner	Q
2	64	KALOGEROPOULOS Ioannis	GRE	+0.334	
				200m Time:	10.408
				Average Speed km/h:	69.178
Heat 4					
1	93	LENDEL Vasilijus	LTU	Winner	Q
2	69	SZABO Norbert	HUN	+0.155	
				200m Time:	10.167
				Average Speed km/h:	70.817
Heat 5					
1	70	SZALONTAY Sandor	HUN	Winner	Q
2	144	DENYSENKO Vladyslav	UKR	+0.416	
				200m Time:	11.136
				Average Speed km/h:	64.655
Heat 6					
1	58	TURNBULL Hamish	GBR	Winner	Q
2	143	DANYLCHUK Bohdan	UKR	+0.021	
				200m Time:	10.470
				Average Speed km/h:	68.768
Heat 7					
1	116	SARNECKI Rafal	POL	Winner	Q
2	83	MORO Stefano	ITA	+0.201	
				200m Time:	10.398
				Average Speed km/h:	69.244
Heat 8					
1	45	JURCZYK Marc	GER	Winner	Q
2	92	BENIUŠIS Justas	LTU	+0.079	
				200m Time:	10.433
				Average Speed km/h:	69.012
Heat 9					
1	22	ČECHMAN Martin	CZE	Winner	Q
2	129	JIMENEZ ELIZONDO Ekain	ESP	+0.330	
				200m Time:	10.335
				Average Speed km/h:	69.666
Heat 10					
1	85	PREDOMO Mattia	ITA	Winner	Q
2	130	MARTINEZ CHORRO Alejandro	ESP	+0.153	

8-12 February 2023

Communiqué no. 23

Men's Sprint / Vitesse hommes
1/16 Finals / 1/16 de finale
Results / Résultats

Fri 10 Feb 2023 - Race distance: 3 laps

Rank	Race Number	Name	NAT	200m Time:	Average Speed km/h:
Heat 11					
				10.565	68.150
1	19	TOPINKA Dominik	CZE	Winner	Q
2	72	ROWLEY Conor	IRL	+0.013	

Progression rule:

The winner of each heat qualifies to the 1/8 Finals.

Note:

The average speed is taken over the last 200m.

LEGEND

Q Qualified

Men's Sprint / Vitesse hommes
1/16 Finals / 1/16 de finale
Start List / Liste de départ

Fri 10 Feb 2023 - Race distance: 3 laps

Race Number	Name	NAT	200m Time:	Average Speed km/h:
Heat 1				
52	CARLIN Jack	GBR		
125	ŽALAR Eduard	SLO		
Heat 2				
43	DORNBACH Maximilian	GER		
65	SAVVAKIS Stamatios	GRE		
Heat 3				
100	HOOGLAND Jeffrey	NED		
64	KALOGEROPOULOS Ioannis	GRE		
Heat 4				
93	LENDEL Vasilijus	LTU		
69	SZABO Norbert	HUN		
Heat 5				
70	SZALONTAY Sandor	HUN		
144	DENYSENKO Vladyslav	UKR		
Heat 6				
58	TURNBULL Hamish	GBR		
143	DANYLCHUK Bohdan	UKR		
Heat 7				
116	SARNECKI Rafal	POL		
83	MORO Stefano	ITA		
Heat 8				
45	JURCZYK Marc	GER		
92	BENIUŠIS Justas	LTU		
Heat 9				
22	ČECHMAN Martin	CZE		
129	JIMENEZ ELIZONDO Ekain	ESP		
Heat 10				
130	MARTINEZ CHORRO Alejandro	ESP		
85	PREDOMO Mattia	ITA		
Heat 11				
19	TOPINKA Dominik	CZE		
72	ROWLEY Conor	IRL		

8-12 February 2023

Communiqué no. 22

Men's Sprint / Vitesse hommes
1/16 Finals / 1/16 de finale
Start List / Liste de départ

Fri 10 Feb 2023 - Race distance: 3 laps

Race Number	Name	NAT
-------------	------	-----

Progression rule:

The winner of each heat qualifies to the 1/8 Finals.

8-12 February 2023

Communiqué no. 21

Men's Sprint / Vitesse hommes
Qualifying / Qualifications
Results / Résultats

Fri 10 Feb 2023 - Race distance: 200m flying start (3.5 laps)

World Record		9.100 NICHOLAS Paul		TTO Cochabamba (BOL)		4 SEP 2019	
Rank	Race Number	Name	NAT	100m	Time 100-200	Average Speed km/h	
1	102	LAVREYSEN Harrie	NED	4.674 (1)	9.392 4.718 (1)	76.661	Q
2	75	YAKOVLEV Mikhail	ISR	4.685 (2)	9.520 4.835 (4)	75.630	Q
3	114	RUDYK Mateusz	POL	4.748 (3)	9.562 4.814 (2)	75.298	Q
4	40	VIGIER Sebastien	FRA	4.753 (4)	9.586 4.833 (3)	75.110	Q
5	36	HELAL Rayan	FRA	4.777 (5)	9.612 4.835 (4)	74.906	Q
6	52	CARLIN Jack	GBR	4.797 (6)	9.685 4.888 (6)	74.342	Q
7	43	DORNBACH Maximilian	GER	4.815 (8)	9.707 4.892 (7)	74.173	Q
8	100	HOOGLAND Jeffrey	NED	4.830 (9)	9.728 4.898 (8)	74.013	Q
9	93	LENDEL Vasilijus	LTU	4.813 (7)	9.731 4.918 (10)	73.990	Q
10	70	SZALONTAY Sandor	HUN	4.837 (10)	9.754 4.917 (9)	73.816	Q
11	58	TURNBULL Hamish	GBR	4.839 (11)	9.792 4.953 (13)	73.529	Q
12	116	SARNECKI Rafal	POL	4.860 (12)	9.796 4.936 (11)	73.499	Q
13	45	JURCZYK Marc	GER	4.880 (13)	9.816 4.936 (11)	73.350	Q
14	22	ČECHMAN Martin	CZE	4.895 (14)	9.875 4.980 (14)	72.911	Q
15	130	MARTINEZ CHORRO Alejandro	ESP	4.900 (15)	9.888 4.988 (15)	72.816	Q
16	19	TOPINKA Dominik	CZE	4.924 (16)	10.008 5.084 (18)	71.942	Q
17	72	ROWLEY Conor	IRL	5.017 (19)	10.091 5.074 (17)	71.351	Q
18	85	PREDOMO Mattia	ITA	4.984 (17)	10.098 5.114 (20)	71.301	Q
19	129	JIMENEZ ELIZONDO Ekain	ESP	5.003 (18)	10.103 5.100 (19)	71.266	Q
20	92	BENIUŠIS Justas	LTU	5.060 (23)	10.118 5.058 (16)	71.160	Q
21	83	MORO Stefano	ITA	5.031 (20)	10.205 5.174 (24)	70.554	Q

Men's Sprint / Vitesse hommes
Qualifying / Qualifications
Results / Résultats

Fri 10 Feb 2023 - Race distance: 200m flying start (3.5 laps)

Rank	Race Number	Name	NAT	100m	Time 100-200	Average Speed km/h	
22	143	DANYLCHUK Bohdan	UKR	5.057 (21)	10.207 5.150 (21)	70.540	Q
23	144	DENYSENKO Vladyslav	UKR	5.059 (22)	10.213 5.154 (22)	70.498	Q
24	69	SZABO Norbert	HUN	5.110 (24)	10.266 5.156 (23)	70.134	Q
25	64	KALOGEROPOULOS Ioannis	GRE	5.191 (25)	10.491 5.300 (25)	68.630	Q
26	65	SAVVAKIS Stamatios	GRE	5.193 (26)	10.520 5.327 (26)	68.441	Q
27	125	ŽALAR Eduard	SLO	5.388 (27)	10.812 5.424 (27)	66.593	Q

Progression rule:

Top 5 riders qualify for 1/8 Finals. 6th to 27th places qualify for 1/16 Finals.

LEGEND

Q Qualified

8-12 February 2023

Communiqué no. 20

Men's Sprint / Vitesse hommes
Qualifying / Qualifications
Start List / Liste de départ

Fri 10 Feb 2023 - Race distance: 200m flying start (3.5 laps)

World Record	9.100 NICHOLAS Paul	TTO Cochabamba (BOL)	4 SEP 2019
---------------------	---------------------	----------------------	------------

Heat	Race Number	Name	NAT	Time
1	125	ŽALAR Eduard	SLO	_____
2	69	SZABO Norbert	HUN	_____
3	143	DANYLCHUK Bohdan	UKR	_____
4	83	MORO Stefano	ITA	_____
5	85	PREDOMO Mattia	ITA	_____
6	65	SAVVAKIS Stamatios	GRE	_____
7	19	TOPINKA Dominik	CZE	_____
8	64	KALOGEROPOULOS Ioannis	GRE	_____
9	92	BENIUŠIS Justas	LTU	_____
10	144	DENYSENKO Vladyslav	UKR	_____
11	129	JIMENEZ ELIZONDO Ekain	ESP	_____
12	72	ROWLEY Conor	IRL	_____
13	75	YAKOVLEV Mikhail	ISR	_____
14	130	MARTINEZ CHORRO Alejandro	ESP	_____
15	45	JURCZYK Marc	GER	_____
16	93	LENDEL Vasilijus	LTU	_____
17	116	SARNECKI Rafal	POL	_____
18	70	SZALONTAY Sandor	HUN	_____
19	22	ČECHMAN Martin	CZE	_____
20	43	DORNBACH Maximilian	GER	_____
21	100	HOOGLAND Jeffrey	NED	_____
22	36	HELAL Rayan	FRA	_____
23	40	VIGIER Sebastien	FRA	_____
24	52	CARLIN Jack	GBR	_____
25	58	TURNBULL Hamish	GBR	_____
26	114	RUDYK Mateusz	POL	_____
27	102	LAVREYSEN Harrie	NED	_____

Progression rule:

Top 5 riders qualify for 1/8 Finals. 6th to 27th places qualify for 1/16 Finals.

Men's Keirin / Keirin hommes

Final Classification / Classement final

Sun 12 Feb 2023 - Race distance: 6 laps

Rank	Race Number	Name	NAT	Time Behind
------	-------------	------	-----	-------------

Final 1-6

200m Time: 9.851
Average Speed: 73.089km/h

GOLD	102	LAVREYSEN Harrie	NED	
SILVER	112	RAJKOWSKI Patryk	POL	+0.273
BRONZE	100	HOOGLAND Jeffrey	NED	+0.321
4	85	PREDOMO Mattia	ITA	+0.386
5	22	ČECHMAN Martin	CZE	+0.438
6	31	DERACHE Tom	FRA	REL

Final 7-12

200m Time: 9.890
Average Speed: 72.801km/h

7	75	YAKOVLEV Mikhail	ISR	
8	116	SARNECKI Rafal	POL	+0.035
9	52	CARLIN Jack	GBR	+0.160
10	58	TURNBULL Hamish	GBR	+0.362
11	93	LENDEL Vasilijus	LTU	+0.394
12	38	LANDERNEAU Melvin	FRA	+0.794

Did not qualify from Repechages

13	43	DORNBACH Maximilian	GER	
13	70	SZALONTAY Sandor	HUN	
13	133	MORENO SANCHEZ Jose	ESP	
13	144	DENYSENKO Vladyslav	UKR	
17	45	JURCZYK Marc	GER	
17	62	BRETAS Sotirios	GRE	
17	92	BENIUŠIS Justas	LTU	
17	143	DANYLCHUK Bohdan	UKR	
21	24	ŠŤASTNY Jakub	CZE	
21	67	CSENGŐI Balint	HUN	
21	72	ROWLEY Conor	IRL	
21	77	BIANCHI Matteo	ITA	
25	63	CHAROVAS Miltiadis	GRE	
25	130	MARTINEZ CHORRO Alejandro	ESP	

No 31 DERACHE Tom (FRA)

Has been relegated for irregular movement to prevent the opponent from passing.

A été déclassé(e) pour manoeuvre illicite, faite pour empêcher son adversaire de passer.

LEGEND
REL Relegated

8-12 February 2023

Communiqué no. 39

Men's Keirin / Keirin hommes
Finals / Finales
Start List / Liste de départ

Sun 12 Feb 2023 - Race distance: 6 laps

Race Number	Name	NAT
Final 7-12		
38	LANDERNEAU Melvin	FRA
52	CARLIN Jack	GBR
58	TURNBULL Hamish	GBR
75	YAKOVLEV Mikhail	ISR
93	LENDEL Vasilijus	LTU
116	SARNECKI Rafal	POL
Final 1-6		
22	ČECHMAN Martin	CZE
31	DERACHE Tom	FRA
85	PREDOMO Mattia	ITA
100	HOOGLAND Jeffrey	NED
102	LAVREYSEN Harrie	NED
112	RAJKOWSKI Patryk	POL

8-12 February 2023

Communiqué no. 38

Men's Keirin / Keirin hommes
Second Round / Deuxième tour
Results / Résultats

Sun 12 Feb 2023 - Race distance: 6 laps

Rank	Race Number	Name	NAT	Time Behind
			200m Time:	10.046
			Average Speed:	71.670km/h
Heat 1				
1	31	DERACHE Tom	FRA	Q
2	102	LAVREYSEN Harrie	NED	+0.021 Q
3	85	PREDOMO Mattia	ITA	+0.151 Q
4	38	LANDERNEAU Melvin	FRA	+0.254
5	58	TURNBULL Hamish	GBR	+0.289
6	93	LENDEL Vasilijus	LTU	+2.431
			200m Time:	10.125
			Average Speed:	71.111km/h
Heat 2				
1	100	HOOGLAND Jeffrey	NED	Q
2	112	RAJKOWSKI Patryk	POL	+0.072 Q
3	22	ČECHMAN Martin	CZE	+0.131 Q
4	75	YAKOVLEV Mikhail	ISR	+0.156
5	116	SARNECKI Rafal	POL	+0.222
6	52	CARLIN Jack	GBR	+0.806

Progression rule:

The first three riders in each heat qualify to Final 1-6, all other riders advance to Final 7-12.

LEGEND

Q Qualified

8-12 February 2023

Communiqué no. 37

Men's Keirin / Keirin hommes
Second Round / Deuxième tour
Start List / Liste de départ

Sun 12 Feb 2023 - Race distance: 6 laps

Race Number	Name	NAT
Heat 1		
31	DERACHE Tom	FRA
38	LANDERNEAU Melvin	FRA
58	TURNBULL Hamish	GBR
85	PREDOMO Mattia	ITA
93	LENDEL Vasilijus	LTU
102	LAVREYSEN Harrie	NED
Heat 2		
22	ČECHMAN Martin	CZE
52	CARLIN Jack	GBR
75	YAKOVLEV Mikhail	ISR
100	HOOGLAND Jeffrey	NED
112	RAJKOWSKI Patryk	POL
116	SARNECKI Rafal	POL

Progression rule:

The first three riders in each heat qualify to Final 1-6, all other riders advance to Final 7-12.

8-12 February 2023

Communiqué no. 36

Men's Keirin / Keirin hommes
First Round Repechage / Repêchage premier tour
Results / Résultats

Sun 12 Feb 2023 - Race distance: 6 laps

Rank	Race Number	Name	NAT	Time Behind
				200m Time: 10.426
				Average Speed: 69.058km/h
Heat 1				
1	58	TURNBULL Hamish	GBR	Q
2	70	SZALONTAY Sandor	HUN	+0.048
3	62	BRETAS Sotirios	GRE	+0.113
4	72	ROWLEY Conor	IRL	+1.433
				200m Time: 10.168
				Average Speed: 70.810km/h
Heat 2				
1	112	RAJKOWSKI Patryk	POL	Q
2	43	DORNBACH Maximilian	GER	+0.057
3	92	BENIUŠIS Justas	LTU	+0.395
4	24	ŠŤASTNY Jakub	CZE	+0.503
				200m Time: 10.430
				Average Speed: 69.032km/h
Heat 3				
1	22	ČECHMAN Martin	CZE	Q
2	133	MORENO SANCHEZ Jose	ESP	+0.130
3	143	DANYLCHUK Bohdan	UKR	+0.320
4	67	CSENGŐI Balint	HUN	+0.342
5	63	CHAROVAS Miltiadis	GRE	+0.577
				200m Time: 10.425
				Average Speed: 69.065km/h
Heat 4				
1	93	LENDEL Vasilijus	LTU	Q
2	144	DENYSENKO Vladyslav	UKR	+0.102
3	45	JURCZYK Marc	GER	+0.165
4	77	BIANCHI Matteo	ITA	+0.219
5	130	MARTINEZ CHORRO Alejandro	ESP	+0.306

Progression rule:

The first rider in each heat qualify to 2nd Round.

LEGEND

Q Qualified

8-12 February 2023

Communiqué no. 35

Men's Keirin / Keirin hommes
First Round Repechage / Repêchage premier tour
Start List / Liste de départ

Sun 12 Feb 2023 - Race distance: 6 laps

Race Number	Name	NAT
Heat 1		
58	TURNBULL Hamish	GBR
62	BRETAS Sotirios	GRE
70	SZALONTAY Sandor	HUN
72	ROWLEY Conor	IRL
Heat 2		
24	ŠŤASTNY Jakub	CZE
43	DORNBACH Maximilian	GER
92	BENIUŠIS Justas	LTU
112	RAJKOWSKI Patryk	POL
Heat 3		
22	ČECHMAN Martin	CZE
63	CHAROVAS Miltiadis	GRE
67	CSENGŐI Balint	HUN
133	MORENO SANCHEZ Jose	ESP
143	DANYLCHUK Bohdan	UKR
Heat 4		
45	JURCZYK Marc	GER
77	BIANCHI Matteo	ITA
93	LENDEL Vasilijus	LTU
130	MARTINEZ CHORRO Alejandro	ESP
144	DENYSENKO Vladyslav	UKR

Progression rule:

The first rider in each heat qualify to 2nd Round.

8-12 February 2023

Communiqué no. 34

Men's Keirin / Keirin hommes
First Round / Premier tour
Results / Résultats

Sun 12 Feb 2023 - Race distance: 6 laps

Rank	Race Number	Name	NAT	Time Behind
			200m Time:	9.883
			Average Speed:	72.852km/h
Heat 1				
1	102	LAVREYSEN Harrie	NED	Q
2	116	SARNECKI Rafal	POL	+0.075 Q
3	70	SZALONTAY Sandor	HUN	+0.269
4	130	MARTINEZ CHORRO Alejandro	ESP	+0.991
5	22	ČECHMAN Martin	CZE	+1.090
6	92	BENIUŠIS Justas	LTU	+1.377
			200m Time:	10.133
			Average Speed:	71.055km/h
Heat 2				
1	100	HOOGLAND Jeffrey	NED	Q
2	85	PREDOMO Mattia	ITA	+0.014 Q
3	112	RAJKOWSKI Patryk	POL	+0.196
4	133	MORENO SANCHEZ Jose	ESP	+0.318
5	43	DORNBACH Maximilian	GER	+0.405
6	72	ROWLEY Conor	IRL	+0.738
			200m Time:	10.157
			Average Speed:	70.887km/h
Heat 3				
1	52	CARLIN Jack	GBR	Q
2	38	LANDERNEAU Melvin	FRA	+0.103 Q
3	143	DANYLCHUK Bohdan	UKR	+0.394
4	24	ŠŤASTNY Jakub	CZE	+0.456
5	62	BRETAS Sotirios	GRE	+0.469
6	77	BIANCHI Matteo	ITA	+0.469
7	67	CSENGŐI Balint	HUN	+1.625
			200m Time:	9.948
			Average Speed:	72.376km/h
Heat 4				
1	31	DERACHE Tom	FRA	Q
2	75	YAKOVLEV Mikhail	ISR	+0.017 Q
3	45	JURCZYK Marc	GER	+0.216
4	58	TURNBULL Hamish	GBR	+0.231
5	93	LENDEL Vasilijus	LTU	+0.309
6	63	CHAROVAS Miltiadis	GRE	+0.799
7	144	DENYSENKO Vladyslav	UKR	+2.664

Progression rule:

The first two riders in each heat qualify to the Second round, all other riders advance to the repechages.

LEGEND

Q Qualified

Men's Keirin / Keirin hommes
First Round / Premier tour
Start List / Liste de départ

Sun 12 Feb 2023 - Race distance: 6 laps

Race Number	Name	NAT
Heat 1		
22	ČECHMAN Martin	CZE
70	SZALONTAY Sandor	HUN
92	BENIUŠIS Justas	LTU
102	LAVREYSEN Harrie	NED
116	SARNECKI Rafal	POL
130	MARTINEZ CHORRO Alejandro	ESP
Heat 2		
43	DORNBACH Maximilian	GER
72	ROWLEY Conor	IRL
85	PREDOMO Mattia	ITA
100	HOOGLAND Jeffrey	NED
112	RAJKOWSKI Patryk	POL
133	MORENO SANCHEZ Jose	ESP
Heat 3		
24	ŠŤASTNY Jakub	CZE
38	LANDERNEAU Melvin	FRA
52	CARLIN Jack	GBR
62	BRETAS Sotirios	GRE
67	CSENGŐI Balint	HUN
77	BIANCHI Matteo	ITA
143	DANYLCHUK Bohdan	UKR
Heat 4		
31	DERACHE Tom	FRA
45	JURCZYK Marc	GER
58	TURNBULL Hamish	GBR
63	CHAROVAS Miltiadis	GRE
75	YAKOVLEV Mikhail	ISR
93	LENDEL Vasilijus	LTU
144	DENYSENKO Vladyslav	UKR

Progression rule:

The first two riders in each heat qualify to the Second round, all other riders advance to the repechages.

Men's Team Pursuit / Poursuite par équipe hommes

Final Classification / Classement final

Thu 9 Feb 2023

World Record	3:42.032 ITA - Italy	Tokyo (JPN)	3 AUG 2021
---------------------	----------------------	-------------	------------

Rank	NAT / Name	1000m	2000m 1000-2000	3000m 2000-3000	Time 3000-4000	Average Speed km/h
Final for Gold						
GOLD	1 ITA - Italy	1:01.615 (1)	1:56.214 (1)	2:51.537 (1)	3:47.667	63.250
	79 GANNA Filippo		54.599 (1)	55.323 (1)	56.130 (2)	
	80 LAMON Francesco (X)					
	81 MILAN Jonathan					
	82 MORO Manlio					
	78 CONSONNI Simone (R)					
SILVER	2 GBR - Great Britain	1:02.315 (2)	1:57.502 (2)	2:53.160 (2)	3:48.800	62.937
	51 BIGHAM Daniel		55.187 (2)	55.658 (2)	55.640 (1)	
	55 TANFIELD Charlie					
	59 VERNON Ethan					
	60 WOOD Oliver (X)					
Final for Bronze						
BRONZE	3 FRA - France	1:02.399 (1)	1:58.415 (2)	2:53.938 (2)	3:49.837	62.653
	30 DENIS Thomas		56.016 (2)	55.523 (2)	55.899 (1)	
	32 ERMENAUULT Corentin					
	37 LAFARGUE Quentin (X)					
	39 THOMAS Benjamin					
	33 GAREL Adrien (R)					
	4 DEN - Denmark	1:03.048 (2)	1:58.363 (1)	2:53.883 (1)	3:50.007	62.607
	25 BEVORT Carl-Frederik		55.315 (1)	55.520 (1)	56.124 (2)	
	27 LARSEN Niklas (X)					
	28 PEDERSEN Rasmus					
	29 STORM Theodor					
Placed after First Round						
	5 BEL - Belgium					
	7 BERNARD Thibaut					
	10 DENS Tuur					
	13 POLLEFLIET Gianluca					
	15 VANDENBRANDEN Noah					
	6 GER - Germany					
	41 BOOS Benjamin					
	42 BUCK-GRAMCKO Tobias					
	47 REINHARDT Theo					
	48 ROHDE Leon					
	44 HEINRICH Nicolas (R)					
	7 SUI - Switzerland					
	137 BOGLI Noah					
	138 IMHOF Claudio					
	140 THIEBAUD Valere					
	141 VOGEL Alex					

8-12 February 2023

Communiqué no. 51

Men's Team Pursuit / Poursuite par équipe hommes

Final Classification / Classement final

Thu 9 Feb 2023

Rank	NAT / Name	1000m	2000m 1000-2000	3000m 2000-3000	Time 3000-4000	Average Speed km/h
8	POL - Poland					
	109 MAJEWSKI Kacper					
	110 PROKOPYSZYN Filip					
	113 RUDYK Bartosz					
	115 SAJNOK Szymon					
<i>Did not qualify for First Round</i>						
9	ESP - Spain					
	126 BENNASSAR ROSSELLO Francesc					
	127 BENNASSAR ROSSELLO Joan Marti					
	128 GARAIAR PIKABEA Benat					
	131 MARTORELL HAGA Erik					
10	LTU - Lithuania					
	91 ADOMAITIS Rokas					
	92 BENIUŠIS Justas					
	94 MATUZEVIČIUS Žygimantas					
	95 MIKUTIS Aivaras					

LEGEND

R Replaced X Rider pulled out before the finish

8-12 February 2023

Men's Team Pursuit / Poursuite par équipe hommes
Finals / Finales
Race Analysis / Analyse de la course

GOLD

ITA - Italy					GBR - Great Britain				
Distance	Time	Rank	Lap Time	Lap	Distance	Time	Rank	Lap Time	
125m	13.188	1			125m	13.286	2		
250m	20.776	1	20.776	1	250m	20.797	2	20.797	
375m	27.799	2			375m	27.763	1		
500m	34.607	2	13.831	2	500m	34.540	1	13.743	
625m	41.347	1			625m	41.476	2		
750m	48.206	1	13.599	3	750m	48.341	2	13.801	
875m	54.913	1			875m	55.263	2		
1000m	1:01.615	1	13.409	4	1000m	1:02.315	2	13.974	
1125m	1:08.346	1			1125m	1:09.218	2		
1250m	1:15.212	1	13.597	5	1250m	1:16.105	2	13.790	
1375m	1:21.966	1			1375m	1:23.002	2		
1500m	1:28.769	1	13.557	6	1500m	1:29.964	2	13.859	
1625m	1:35.637	1			1625m	1:36.843	2		
1750m	1:42.642	1	13.873	7	1750m	1:43.724	2	13.760	
1875m	1:49.431	1			1875m	1:50.614	2		
2000m	1:56.214	1	13.572	8	2000m	1:57.502	2	13.778	
2125m	2:03.001	1			2125m	2:04.453	2		
2250m	2:09.784	1	13.570	9	2250m	2:11.282	2	13.780	
2375m	2:16.574	1			2375m	2:18.228	2		
2500m	2:23.387	1	13.603	10	2500m	2:25.088	2	13.806	
2625m	2:30.508	1			2625m	2:32.023	2		
2750m	2:37.609	1	14.222	11	2750m	2:38.981	2	13.893	
2875m	2:44.575	1			2875m	2:46.157	2		
3000m	2:51.537	1	13.928	12	3000m	2:53.160	2	14.179	
3125m	2:58.527	1			3125m	3:00.158	2		
3250m	3:05.540	1	14.003	13	3250m	3:07.308	2	14.148	
3375m	3:12.574	1			3375m	3:14.206	2		
3500m	3:19.767	1	14.227	14	3500m	3:21.069	2	13.761	
3625m	3:26.932	1			3625m	3:27.942	2		
3750m	3:33.908	1	14.141	15	3750m	3:34.858	2	13.789	
3875m	3:40.789	1			3875m	3:41.806	2		
4000m	3:47.667	1	13.759	16	4000m	3:48.800	2	13.942	

8-12 February 2023

Men's Team Pursuit / Poursuite par équipe hommes
Finals / Finales
Race Analysis / Analyse de la course

BRONZE

FRA - France					DEN - Denmark				
Distance	Time	Rank	Lap Time	Lap	Distance	Time	Rank	Lap Time	
125m	13.117	1			125m	13.498	2		
250m	20.855	1	20.855	1	250m	21.298	2	21.298	
375m	27.952	1			375m	28.485	2		
500m	34.895	1	14.040	2	500m	35.500	2	14.202	
625m	41.811	1			625m	42.369	2		
750m	48.661	1	13.766	3	750m	49.254	2	13.754	
875m	55.509	1			875m	56.176	2		
1000m	1:02.399	1	13.738	4	1000m	1:03.048	2	13.794	
1125m	1:09.479	1			1125m	1:09.911	2		
1250m	1:16.496	1	14.097	5	1250m	1:16.945	2	13.897	
1375m	1:23.476	1			1375m	1:23.844	2		
1500m	1:30.469	1	13.973	6	1500m	1:30.738	2	13.793	
1625m	1:37.443	1			1625m	1:37.622	2		
1750m	1:44.521	1	14.052	7	1750m	1:44.642	2	13.904	
1875m	1:51.449	1			1875m	1:51.528	2		
2000m	1:58.415	2	13.894	8	2000m	1:58.363	1	13.721	
2125m	2:05.372	2			2125m	2:05.141	1		
2250m	2:12.358	2	13.943	9	2250m	2:12.061	1	13.698	
2375m	2:19.464	2			2375m	2:18.801	1		
2500m	2:26.373	2	14.015	10	2500m	2:25.785	1	13.724	
2625m	2:33.273	2			2625m	2:32.735	1		
2750m	2:40.157	2	13.784	11	2750m	2:39.710	1	13.925	
2875m	2:47.054	2			2875m	2:46.718	1		
3000m	2:53.938	2	13.781	12	3000m	2:53.883	1	14.173	
3125m	3:00.937	1			3125m	3:00.937	1		
3250m	3:07.859	1	13.921	13	3250m	3:08.155	2	14.272	
3375m	3:14.768	1			3375m	3:15.117	2		
3500m	3:21.701	1	13.842	14	3500m	3:22.044	2	13.889	
3625m	3:28.677	1			3625m	3:28.946	2		
3750m	3:35.843	1	14.142	15	3750m	3:35.895	2	13.851	
3875m	3:42.809	1			3875m	3:42.910	2		
4000m	3:49.837	3	13.994	16	4000m	3:50.007	4	14.112	

Men's Team Pursuit / Poursuite par équipe hommes
Finals / Finales
Start List / Liste de départ

Thu 9 Feb 2023 - Race distance: 4km

World Record	3:42.032 ITA - Italy	Tokyo (JPN)	3 AUG 2021
---------------------	----------------------	-------------	------------

Heat	Race Number	NAT / Name	Time
FOR BRONZE		FRA - France	_____
	30	DENIS Thomas	
	32	ERMENAULT Corentin	
	37	LAFARGUE Quentin	
	39	THOMAS Benjamin	
		DEN - Denmark	_____
	25	BEVORT Carl-Frederik	
	27	LARSEN Niklas	
	28	PEDERSEN Rasmus	
	29	STORM Theodor	
FOR GOLD		ITA - Italy	_____
	79	GANNA Filippo	
	80	LAMON Francesco	
	81	MILAN Jonathan	
	82	MORO Manlio	
		GBR - Great Britain	_____
	51	BIGHAM Daniel	
	55	TANFIELD Charlie	
	59	VERNON Ethan	
	60	WOOD Oliver	

Note:

The composition of the teams may be subject to change up to 30 minutes before the start of the race.

8-12 February 2023

Communiqué no. 49

Men's Team Pursuit / Poursuite par équipe hommes
First Round / Premier tour
Results / Résultats

Thu 9 Feb 2023 - Race distance: 4km

World Record	3:42.032 ITA - Italy	Tokyo (JPN)	3 AUG 2021
---------------------	----------------------	-------------	------------

Heat	Rank	NAT / Name	1000m	2000m 1000-2000	3000m 2000-3000	Time 3000-4000	Average Speed km/h		
1	1	BEL - Belgium	1:02.755 (1)	1:58.309 (1)	2:54.434 (1)	3:51.482	62.208		
		7 BERNARD Thibaut		55.554 (1)	56.125 (1)	57.048 (1)			
			10 DENS Tuur						
			13 POLLEFLIET Gianluca					(X)	
			15 VANDENBRANDEN Noah						
		2	SUI - Switzerland	1:03.044 (2)	2:00.027 (2)	2:57.794 (2)	3:57.059	60.744	
			137 BOGLI Noah		56.983 (2)	57.767 (2)	59.265 (2)		
			138 IMHOF Claudio						
			140 THIEBAUD Valere						
			141 VOGEL Alex					(X)	
2	1	GER - Germany	1:02.788 (1)	1:58.450 (1)	2:55.298 (1)	3:52.069	62.051		
		41 BOOS Benjamin		55.662 (1)	56.848 (1)	56.771 (1)		(X)	
		42 BUCK-GRAMCKO Tobias							
		47 REINHARDT Theo							
			48 ROHDE Leon						
			HEINRICH Nicolas					(R)	
		2	POL - Poland	1:03.792 (2)	2:00.497 (2)	2:59.272 (2)	3:57.819	60.550	
			109 MAJEWSKI Kacper		56.705 (2)	58.775 (2)	58.547 (2)		
			110 PROKOPYSZYN Filip					(X)	
			113 RUDYK Bartosz						
		115 SAJNOK Szymon							
3	1	GBR - Great Britain	1:02.004 (1)	1:56.847 (1)	2:52.244 (1)	3:48.504	63.019	QG	
		51 BIGHAM Daniel		54.843 (1)	55.397 (1)	56.260 (1)			
		55 TANFIELD Charlie							
		59 VERNON Ethan							
			60 WOOD Oliver					(X)	
		2	DEN - Denmark	1:02.284 (2)	1:57.381 (2)	2:52.950 (2)	3:50.673	62.426	QB
			25 BEVORT Carl-Frederik		55.097 (2)	55.569 (2)	57.723 (2)		
			27 LARSEN Niklas					(X)	
			28 PEDERSEN Rasmus						
			29 STORM Theodor						

Men's Team Pursuit / Poursuite par équipe hommes
First Round / Premier tour
Results / Résultats

Thu 9 Feb 2023 - Race distance: 4km

Heat	Rank	NAT / Name	1000m	2000m 1000-2000	3000m 2000-3000	Time 3000-4000	Average Speed km/h	
4	1	ITA - Italy	1:02.135 (1)	1:56.645 (1)	2:52.192 (1)	3:48.333	63.066	QG
		78 CONSONNI Simone		54.510 (1)	55.547 (1)	56.141 (1)		
		79 GANNA Filippo						
		81 MILAN Jonathan						
		82 MORO Manlio						(X)
		LABON Francesco						(R)
	2	FRA - France	1:02.239 (2)	1:58.069 (2)	2:53.812 (2)	3:50.088	62.585	QB
		30 DENIS Thomas		55.830 (2)	55.743 (2)	56.276 (2)		
		32 ERMENAULT Corentin						
		37 LAFARGUE Quentin						(X)
		39 THOMAS Benjamin						
		GAZEL Adrien						(R)

Progression rule:

The winners of heats 3 and 4 in the First round ride the final for the gold and silver medals.
The remaining six teams will be ranked by their times in the First round and will be paired as follows:
The two fastest teams ride the final for the bronze medal.

LEGEND

QB Qualified for Bronze **QG** Qualified for Gold **R** Replaced **X** Rider pulled out before the finish

8-12 February 2023

Men's Team Pursuit / Poursuite par équipe hommes
First Round / Premier tour
Race Analysis / Analyse de la course

Heat 1

BEL - Belgium					SUI - Switzerland				
Distance	Time	Rank	Lap Time	Lap	Distance	Time	Rank	Lap Time	
125m	13.292	2			125m	13.010	1		
250m	21.031	2	21.031	1	250m	20.674	1	20.674	
375m	28.139	2			375m	27.835	1		
500m	35.008	2	13.977	2	500m	34.710	1	14.036	
625m	41.929	2			625m	41.672	1		
750m	48.820	2	13.812	3	750m	48.701	1	13.991	
875m	55.762	1			875m	55.813	2		
1000m	1:02.755	1	13.935	4	1000m	1:03.044	2	14.343	
1125m	1:09.855	1			1125m	1:10.078	2		
1250m	1:16.723	1	13.968	5	1250m	1:17.187	2	14.143	
1375m	1:23.636	1			1375m	1:24.451	2		
1500m	1:30.654	1	13.931	6	1500m	1:31.582	2	14.395	
1625m	1:37.546	1			1625m	1:38.718	2		
1750m	1:44.431	1	13.777	7	1750m	1:45.884	2	14.302	
1875m	1:51.353	1			1875m	1:52.955	2		
2000m	1:58.309	1	13.878	8	2000m	2:00.027	2	14.143	
2125m	2:05.376	1			2125m	2:07.229	2		
2250m	2:12.296	1	13.987	9	2250m	2:14.319	2	14.292	
2375m	2:19.252	1			2375m	2:21.588	2		
2500m	2:26.369	1	14.073	10	2500m	2:28.636	2	14.317	
2625m	2:33.328	1			2625m	2:35.810	2		
2750m	2:40.285	1	13.916	11	2750m	2:43.004	2	14.368	
2875m	2:47.272	1			2875m	2:50.344	2		
3000m	2:54.434	1	14.149	12	3000m	2:57.794	2	14.790	
3125m	3:01.758	1			3125m	3:05.046	2		
3250m	3:08.846	1	14.412	13	3250m	3:12.344	2	14.550	
3375m	3:15.898	1			3375m	3:19.812	2		
3500m	3:22.930	1	14.084	14	3500m	3:27.169	2	14.825	
3625m	3:29.975	1			3625m	3:34.612	2		
3750m	3:37.059	1	14.129	15	3750m	3:42.246	2	15.077	
3875m	3:44.232	1			3875m	3:49.662	2		
4000m	3:51.482	1	14.423	16	4000m	3:57.059	2	14.813	

8-12 February 2023

Men's Team Pursuit / Poursuite par équipe hommes
First Round / Premier tour
Race Analysis / Analyse de la course

Heat 2

GER - Germany					POL - Poland				
Distance	Time	Rank	Lap Time	Lap	Distance	Time	Rank	Lap Time	
125m	13.562	1			125m	13.678	2		
250m	21.304	1	21.304	1	250m	21.446	2	21.446	
375m	28.531	1			375m	28.560	2		
500m	35.417	1	14.113	2	500m	35.492	2	14.046	
625m	42.150	1			625m	42.553	2		
750m	49.004	1	13.587	3	750m	49.554	2	14.062	
875m	55.857	1			875m	56.634	2		
1000m	1:02.788	1	13.784	4	1000m	1:03.792	2	14.238	
1125m	1:09.764	1			1125m	1:11.062	2		
1250m	1:16.876	1	14.088	5	1250m	1:18.162	2	14.370	
1375m	1:23.796	1			1375m	1:25.276	2		
1500m	1:30.680	1	13.804	6	1500m	1:32.315	2	14.153	
1625m	1:37.595	1			1625m	1:39.443	2		
1750m	1:44.639	1	13.959	7	1750m	1:46.462	2	14.147	
1875m	1:51.551	1			1875m	1:53.466	2		
2000m	1:58.450	1	13.811	8	2000m	2:00.497	2	14.035	
2125m	2:05.364	1			2125m	2:07.696	2		
2250m	2:12.441	1	13.991	9	2250m	2:15.063	2	14.566	
2375m	2:19.506	1			2375m	2:22.361	2		
2500m	2:26.756	1	14.315	10	2500m	2:29.751	2	14.688	
2625m	2:33.836	1			2625m	2:37.200	2		
2750m	2:40.919	1	14.163	11	2750m	2:44.755	2	15.004	
2875m	2:48.054	1			2875m	2:52.001	2		
3000m	2:55.298	1	14.379	12	3000m	2:59.272	2	14.517	
3125m	3:02.338	1			3125m	3:06.532	2		
3250m	3:09.418	1	14.120	13	3250m	3:13.940	2	14.668	
3375m	3:16.567	1			3375m	3:21.116	2		
3500m	3:23.874	1	14.456	14	3500m	3:28.344	2	14.404	
3625m	3:30.900	1			3625m	3:35.605	2		
3750m	3:37.882	1	14.008	15	3750m	3:42.932	2	14.588	
3875m	3:44.909	1			3875m	3:50.323	2		
4000m	3:52.069	1	14.187	16	4000m	3:57.819	2	14.887	

8-12 February 2023

Men's Team Pursuit / Poursuite par équipe hommes
First Round / Premier tour
Race Analysis / Analyse de la course

Heat 3

GBR - Great Britain					DEN - Denmark				
Distance	Time	Rank	Lap Time	Lap	Distance	Time	Rank	Lap Time	
125m	13.279	1			125m	13.374	2		
250m	20.843	1	20.843	1	250m	21.102	2	21.102	
375m	27.828	1			375m	28.160	2		
500m	34.605	1	13.762	2	500m	34.993	2	13.891	
625m	41.453	1			625m	41.764	2		
750m	48.260	1	13.655	3	750m	48.651	2	13.658	
875m	55.085	1			875m	55.441	2		
1000m	1:02.004	1	13.744	4	1000m	1:02.284	2	13.633	
1125m	1:08.843	1			1125m	1:09.106	2		
1250m	1:15.697	1	13.693	5	1250m	1:16.051	2	13.767	
1375m	1:22.583	1			1375m	1:22.891	2		
1500m	1:29.575	1	13.878	6	1500m	1:29.780	2	13.729	
1625m	1:36.387	1			1625m	1:36.645	2		
1750m	1:43.177	1	13.602	7	1750m	1:43.665	2	13.885	
1875m	1:50.031	1			1875m	1:50.539	2		
2000m	1:56.847	1	13.670	8	2000m	1:57.381	2	13.716	
2125m	2:03.771	1			2125m	2:04.178	2		
2250m	2:10.594	1	13.747	9	2250m	2:11.038	2	13.657	
2375m	2:17.599	1			2375m	2:17.816	2		
2500m	2:24.452	1	13.858	10	2500m	2:24.860	2	13.822	
2625m	2:31.298	1			2625m	2:31.778	2		
2750m	2:38.196	1	13.744	11	2750m	2:38.750	2	13.890	
2875m	2:45.245	1			2875m	2:45.747	2		
3000m	2:52.244	1	14.048	12	3000m	2:52.950	2	14.200	
3125m	2:59.249	1			3125m	3:00.061	2		
3250m	3:06.381	1	14.137	13	3250m	3:07.265	2	14.315	
3375m	3:13.301	1			3375m	3:14.530	2		
3500m	3:20.186	1	13.805	14	3500m	3:21.949	2	14.684	
3625m	3:27.130	1			3625m	3:29.149	2		
3750m	3:34.157	1	13.971	15	3750m	3:36.274	2	14.325	
3875m	3:41.264	1			3875m	3:43.406	2		
4000m	3:48.504	1	14.347	16	4000m	3:50.673	2	14.399	

8-12 February 2023

Men's Team Pursuit / Poursuite par équipe hommes
First Round / Premier tour
Race Analysis / Analyse de la course

Heat 4

ITA - Italy					FRA - France				
Distance	Time	Rank	Lap Time	Lap	Distance	Time	Rank	Lap Time	
125m	13.301	2			125m	13.235	1		
250m	20.760	1	20.760	1	250m	20.840	2	20.840	
375m	27.676	1			375m	27.881	2		
500m	34.452	1	13.692	2	500m	34.772	2	13.932	
625m	41.405	1			625m	41.643	2		
750m	48.295	1	13.843	3	750m	48.474	2	13.702	
875m	55.176	1			875m	55.326	2		
1000m	1:02.135	1	13.840	4	1000m	1:02.239	2	13.765	
1125m	1:08.904	1			1125m	1:09.407	2		
1250m	1:15.664	1	13.529	5	1250m	1:16.369	2	14.130	
1375m	1:22.431	1			1375m	1:23.297	2		
1500m	1:29.360	1	13.696	6	1500m	1:30.197	2	13.828	
1625m	1:36.142	1			1625m	1:37.117	2		
1750m	1:42.905	1	13.545	7	1750m	1:44.143	2	13.946	
1875m	1:49.760	1			1875m	1:51.090	2		
2000m	1:56.645	1	13.740	8	2000m	1:58.069	2	13.926	
2125m	2:03.707	1			2125m	2:05.081	2		
2250m	2:10.611	1	13.966	9	2250m	2:12.050	2	13.981	
2375m	2:17.467	1			2375m	2:19.176	2		
2500m	2:24.302	1	13.691	10	2500m	2:26.113	2	14.063	
2625m	2:31.135	1			2625m	2:33.019	2		
2750m	2:38.139	1	13.837	11	2750m	2:39.932	2	13.819	
2875m	2:45.071	1			2875m	2:46.853	2		
3000m	2:52.192	1	14.053	12	3000m	2:53.812	2	13.880	
3125m	2:59.165	1			3125m	3:00.872	2		
3250m	3:06.199	1	14.007	13	3250m	3:07.848	2	14.036	
3375m	3:13.372	1			3375m	3:14.819	2		
3500m	3:20.354	1	14.155	14	3500m	3:21.785	2	13.937	
3625m	3:27.326	1			3625m	3:28.719	2		
3750m	3:34.268	1	13.914	15	3750m	3:35.706	2	13.921	
3875m	3:41.364	1			3875m	3:42.807	2		
4000m	3:48.333	1	14.065	16	4000m	3:50.088	2	14.382	

Men's Team Pursuit / Poursuite par équipe hommes
First Round / Premier tour
Start List / Liste de départ

Thu 9 Feb 2023 - Race distance: 4km

World Record	3:42.032 ITA - Italy	Tokyo (JPN)	3 AUG 2021
---------------------	----------------------	-------------	------------

Heat	Race Number	NAT / Name	Time	
1		BEL - Belgium	_____	
	7	BERNARD Thibaut		
	10	DENS Tuur		
	13	POLLEFLIET Gianluca		
	15	VANDENBRANDEN Noah		
		SUI - Switzerland	_____	
	137	BOGLI Noah		
	138	IMHOF Claudio		
	140	THIEBAUD Valere		
	141	VOGEL Alex		
	2		GER - Germany	_____
		41	BOOS Benjamin	
		42	BUCK-GRAMCKO Tobias	
		47	REINHARDT Theo	
48		ROHDE Leon		
		POL - Poland	_____	
109		MAJEWSKI Kacper		
110		PROKOPYSZYN Filip		
113		RUDYK Bartosz		
115		SAJNOK Szymon		
3		GBR - Great Britain	_____	
	51	BIGHAM Daniel		
	55	TANFIELD Charlie		
	59	VERNON Ethan		
	60	WOOD Oliver		
		DEN - Denmark	_____	
	25	BEVORT Carl-Frederik		
	27	LARSEN Niklas		
	28	PEDERSEN Rasmus		
	29	STORM Theodor		

8-12 February 2023

Communiqué no. 49 Rectificatif 1

Men's Team Pursuit / Poursuite par équipe hommes
First Round / Premier tour
Start List / Liste de départ

Thu 9 Feb 2023 - Race distance: 4km

Heat	Race Number	NAT / Name	Time
4		ITA - Italy	_____
	78	CONSONNI Simone	
	79	GANNA Filippo	
	81	MILAN Jonathan	
	82	MORO Manlio	
		FRA - France	_____
	30	DENIS Thomas	
	32	ERMENAUULT Corentin	
	37	LAFARGUE Quentin	
	39	THOMAS Benjamin	

Progression rule:

The winners of heats 3 and 4 in the First round ride the final for the gold and silver medals.

The remaining six teams will be ranked by their times in the First round and will be paired as follows:

The two fastest teams ride the final for the bronze medal.

Note:

The composition of the teams may be subject to change up to 30 minutes before the start of the race.

8-12 February 2023

Communiqué no. 48

Men's Team Pursuit / Poursuite par équipe hommes
Qualifying / Qualifications
Results / Résultats

Wed 8 Feb 2023 - Race distance: 4km

World Record	3:42.032 ITA - Italy	Tokyo (JPN)	3 AUG 2021
--------------	----------------------	-------------	------------

Rank	NAT / Name	1000m	2000m 1000-2000	3000m 2000-3000	Time 3000-4000	Average Speed km/h	
1	ITA - Italy	1:02.826 (1)	1:58.135 (1)	2:53.857 (1)	3:49.582	62.723	Q
	78 CONSONNI Simone		55.309 (3)	55.722 (2)	55.725 (1)		
	79 GANNA Filippo						
	80 LAMON Francesco (X)						
	81 MILAN Jonathan						
2	GBR - Great Britain	1:03.443 (5)	1:58.686 (2)	2:54.393 (2)	3:50.514	62.469	Q
	51 BIGHAM Daniel		55.243 (2)	55.707 (1)	56.121 (2)		
	55 TANFIELD Charlie						
	59 VERNON Ethan						
	60 WOOD Oliver (X)						
3	DEN - Denmark	1:03.840 (6)	1:59.071 (3)	2:55.131 (3)	3:51.508	62.201	Q
	25 BEVORT Carl-Frederik		55.231 (1)	56.060 (3)	56.377 (3)		
	27 LARSEN Niklas (X)						
	28 PEDERSEN Rasmus						
	29 STORM Theodor						
4	FRA - France	1:03.385 (3)	1:59.558 (4)	2:56.112 (5)	3:53.612	61.641	Q
	30 DENIS Thomas		56.173 (5)	56.554 (6)	57.500 (5)		
	32 ERMENAUULT Corentin						
	33 GAREL Adrien (X)						
	39 THOMAS Benjamin						
5	GER - Germany	1:04.530 (7)	2:01.192 (7)	2:57.689 (7)	3:54.081	61.517	Q
	41 BOOS Benjamin (X)		56.662 (6)	56.497 (5)	56.392 (4)		
	42 BUCK-GRAMCKO Tobias						
	44 HEINRICH Nicolas						
	47 REINHARDT Theo						
6	BEL - Belgium	1:03.436 (4)	1:59.581 (5)	2:55.864 (4)	3:55.583	61.125	Q
	7 BERNARD Thibaut		56.145 (4)	56.283 (4)	59.719 (7)		
	10 DENS Tuur						
	13 POLLEFLIET Gianluca (X)						
	15 VANDENBRANDEN Noah						
7	SUI - Switzerland	1:03.231 (2)	1:59.913 (6)	2:57.675 (6)	3:57.463	60.641	Q
	137 BOGLI Noah		56.682 (7)	57.762 (7)	59.788 (8)		
	138 IMHOF Claudio						
	140 THIEBAUD Valere						
	141 VOGEL Alex (X)						
8	POL - Poland	1:05.180 (9)	2:02.943 (8)	3:00.867 (8)	3:58.880	60.281	Q
	109 MAJEWSKI Kacper		57.763 (8)	57.924 (8)	58.013 (6)		
	110 PROKOPYSZYN Filip (X)						
	113 RUDYK Bartosz						
	115 SAJNOK Szymon						
9	ESP - Spain	1:05.125 (8)	2:03.136 (9)	3:02.562 (9)	4:05.082	58.756	
	126 BENNASSAR ROSSELLO Francesc		58.011 (9)	59.426 (9)	1:02.520 (10)		
	127 BENNASSAR ROSSELLO Joan Marti						
	128 GARAIAR PIKABEA Benat (X)						
	131 MARTORELL HAGA Erik						

Men's Team Pursuit / Poursuite par équipe hommes
Qualifying / Qualifications
Results / Résultats

Wed 8 Feb 2023 - Race distance: 4km

Rank	NAT / Name	1000m	2000m 1000-2000	3000m 2000-3000	Time 3000-4000	Average Speed km/h
10	LTU - Lithuania	1:05.510 (10)	2:04.347 (10)	3:04.698 (10)	4:05.842	58.574
	91 ADOMAITIS Rokas		58.837 (10)	1:00.351 (10)	1:01.144 (9)	
	92 BENIUŠIS Justas					
	94 MATUZEVIČIUS Žygimantas (X)					
	95 MIKUTIS Aivaras					

Progression rule:

The eight fastest teams will qualify and be matched in the First Round as follows:
 The 6th fastest team against the 7th fastest team.
 The 5th fastest team against the 8th fastest team.
 The 2nd fastest team against the 3rd fastest team.
 The fastest team against the 4th fastest team.

LEGEND

Q Qualified **X** Rider pulled out before the finish

8-12 February 2023

Men's Team Pursuit / Poursuite par équipe hommes
Qualifying / Qualifications
Race Analysis / Analyse de la course

Heat 1					Heat 2				
Distance	LTU - Lithuania		Lap Time	Lap	Distance	ESP - Spain		Lap Time	
	Time	Rank				Time	Rank		
125m	13.996	10			125m	13.833	8		
250m	22.163	10	22.163	1	250m	21.795	8	21.795	
375m	29.486	10			375m	29.068	8		
500m	36.639	10	14.476	2	500m	36.223	8	14.428	
625m	43.739	10			625m	43.416	8		
750m	50.857	10	14.218	3	750m	50.538	8	14.315	
875m	58.080	10			875m	57.759	8		
1000m	1:05.510	10	14.653	4	1000m	1:05.125	8	14.587	
1125m	1:12.740	10			1125m	1:12.299	8		
1250m	1:20.101	10	14.591	5	1250m	1:19.453	8	14.328	
1375m	1:27.316	10			1375m	1:26.617	8		
1500m	1:34.575	10	14.474	6	1500m	1:33.819	8	14.366	
1625m	1:41.983	10			1625m	1:41.220	8		
1750m	1:49.300	10	14.725	7	1750m	1:48.524	8	14.705	
1875m	1:56.832	10			1875m	1:55.822	9		
2000m	2:04.347	10	15.047	8	2000m	2:03.136	9	14.612	
2125m	2:11.954	10			2125m	2:10.473	9		
2250m	2:19.762	10	15.415	9	2250m	2:18.067	9	14.931	
2375m	2:27.316	10			2375m	2:25.429	9		
2500m	2:34.989	10	15.227	10	2500m	2:32.812	9	14.745	
2625m	2:42.379	10			2625m	2:40.337	9		
2750m	2:49.727	10	14.738	11	2750m	2:47.703	9	14.891	
2875m	2:57.102	10			2875m	2:55.088	9		
3000m	3:04.698	10	14.971	12	3000m	3:02.562	9	14.859	
3125m	3:12.349	10			3125m	3:09.908	9		
3250m	3:20.143	10	15.445	13	3250m	3:17.366	9	14.804	
3375m	3:28.115	10			3375m	3:24.907	9		
3500m	3:35.831	10	15.688	14	3500m	3:32.625	9	15.259	
3625m	3:43.591	10			3625m	3:40.618	9		
3750m	3:51.030	10	15.199	15	3750m	3:49.005	9	16.380	
3875m	3:58.422	10			3875m	3:57.062	9		
4000m	4:05.842	10	14.812	16	4000m	4:05.082	9	16.077	

8-12 February 2023

Men's Team Pursuit / Poursuite par équipe hommes
Qualifying / Qualifications
Race Analysis / Analyse de la course

Heat 3					Heat 4				
Distance	SUI - Switzerland		Lap Time	Lap	Distance	POL - Poland		Lap Time	
	Time	Rank				Time	Rank		
125m	12.966	1			125m	13.901	9		
250m	20.695	1	20.695	1	250m	21.917	9	21.917	
375m	27.906	1			375m	29.208	9		
500m	34.907	1	14.212	2	500m	36.283	9	14.366	
625m	41.945	2			625m	43.468	9		
750m	48.983	2	14.076	3	750m	50.635	9	14.352	
875m	56.039	2			875m	57.867	9		
1000m	1:03.231	2	14.248	4	1000m	1:05.180	9	14.545	
1125m	1:10.212	2			1125m	1:12.588	9		
1250m	1:17.196	2	13.965	5	1250m	1:19.858	9	14.678	
1375m	1:24.204	2			1375m	1:27.076	9		
1500m	1:31.224	2	14.028	6	1500m	1:34.245	9	14.387	
1625m	1:38.422	3			1625m	1:41.519	9		
1750m	1:45.530	5	14.306	7	1750m	1:48.669	9	14.424	
1875m	1:52.689	6			1875m	1:55.807	8		
2000m	1:59.913	6	14.383	8	2000m	2:02.943	8	14.274	
2125m	2:07.030	6			2125m	2:10.101	8		
2250m	2:14.184	6	14.271	9	2250m	2:17.257	8	14.314	
2375m	2:21.468	6			2375m	2:24.565	8		
2500m	2:28.567	6	14.383	10	2500m	2:31.783	8	14.526	
2625m	2:35.671	6			2625m	2:39.109	8		
2750m	2:42.969	6	14.402	11	2750m	2:46.348	8	14.565	
2875m	2:50.354	6			2875m	2:53.578	8		
3000m	2:57.675	6	14.706	12	3000m	3:00.867	8	14.519	
3125m	3:05.182	7			3125m	3:08.253	8		
3250m	3:12.568	7	14.893	13	3250m	3:15.436	8	14.569	
3375m	3:20.081	7			3375m	3:22.622	8		
3500m	3:27.801	7	15.233	14	3500m	3:29.836	8	14.400	
3625m	3:35.248	7			3625m	3:37.152	8		
3750m	3:42.772	7	14.971	15	3750m	3:44.355	8	14.519	
3875m	3:50.124	7			3875m	3:51.600	8		
4000m	3:57.463	7	14.691	16	4000m	3:58.880	8	14.525	

8-12 February 2023

Men's Team Pursuit / Poursuite par équipe hommes
Qualifying / Qualifications
Race Analysis / Analyse de la course

Heat 5					Heat 6				
Distance	BEL - Belgium		Lap Time	Lap	Distance	GER - Germany		Lap Time	
	Time	Rank				Time	Rank		
125m	13.374	4			125m	13.784	7		
250m	21.101	4	21.101	1	250m	21.750	7	21.750	
375m	28.195	3			375m	29.063	7		
500m	35.187	3	14.086	2	500m	36.100	7	14.350	
625m	42.124	3			625m	43.154	7		
750m	49.125	3	13.938	3	750m	50.338	7	14.238	
875m	56.213	3			875m	57.431	7		
1000m	1:03.436	4	14.311	4	1000m	1:04.530	7	14.192	
1125m	1:10.467	4			1125m	1:11.741	7		
1250m	1:17.529	5	14.093	5	1250m	1:18.760	7	14.230	
1375m	1:24.710	5			1375m	1:25.829	7		
1500m	1:31.644	6	14.115	6	1500m	1:32.988	7	14.228	
1625m	1:38.576	6			1625m	1:40.015	7		
1750m	1:45.508	4	13.864	7	1750m	1:46.997	7	14.009	
1875m	1:52.483	4			1875m	1:53.998	7		
2000m	1:59.581	5	14.073	8	2000m	2:01.192	7	14.195	
2125m	2:06.477	4			2125m	2:08.307	7		
2250m	2:13.361	4	13.780	9	2250m	2:15.423	7	14.231	
2375m	2:20.295	4			2375m	2:22.607	7		
2500m	2:27.434	4	14.073	10	2500m	2:29.630	7	14.207	
2625m	2:34.492	4			2625m	2:36.621	7		
2750m	2:41.545	4	14.111	11	2750m	2:43.685	7	14.055	
2875m	2:48.594	4			2875m	2:50.680	7		
3000m	2:55.864	4	14.319	12	3000m	2:57.689	7	14.004	
3125m	3:03.195	4			3125m	3:04.921	6		
3250m	3:10.640	5	14.776	13	3250m	3:11.953	6	14.264	
3375m	3:18.309	5			3375m	3:18.966	6		
3500m	3:25.612	5	14.972	14	3500m	3:25.986	6	14.033	
3625m	3:32.936	5			3625m	3:33.159	6		
3750m	3:40.307	6	14.695	15	3750m	3:40.154	5	14.168	
3875m	3:47.846	6			3875m	3:47.136	5		
4000m	3:55.583	6	15.276	16	4000m	3:54.081	5	13.927	

8-12 February 2023

Men's Team Pursuit / Poursuite par équipe hommes
Qualifying / Qualifications
Race Analysis / Analyse de la course

Heat 7					Heat 8				
Distance	DEN - Denmark		Lap Time	Lap	Distance	FRA - France		Lap Time	
	Time	Rank				Time	Rank		
125m	13.337	2			125m	13.453	5		
250m	21.318	5	21.318	1	250m	21.097	3	21.097	
375m	28.660	6			375m	28.222	4		
500m	35.702	6	14.384	2	500m	35.187	3	14.090	
625m	42.715	6			625m	42.243	4		
750m	49.839	6	14.137	3	750m	49.252	4	14.065	
875m	56.846	6			875m	56.299	4		
1000m	1:03.840	6	14.001	4	1000m	1:03.385	3	14.133	
1125m	1:10.792	6			1125m	1:10.534	5		
1250m	1:17.852	6	14.012	5	1250m	1:17.498	4	14.113	
1375m	1:24.730	6			1375m	1:24.479	4		
1500m	1:31.611	5	13.759	6	1500m	1:31.464	4	13.966	
1625m	1:38.447	4			1625m	1:38.480	5		
1750m	1:45.405	3	13.794	7	1750m	1:45.627	6	14.163	
1875m	1:52.238	3			1875m	1:52.595	5		
2000m	1:59.071	3	13.666	8	2000m	1:59.558	4	13.931	
2125m	2:05.884	3			2125m	2:06.534	5		
2250m	2:12.789	3	13.718	9	2250m	2:13.517	5	13.959	
2375m	2:19.682	3			2375m	2:20.636	5		
2500m	2:26.621	3	13.832	10	2500m	2:27.908	5	14.391	
2625m	2:33.784	3			2625m	2:34.995	5		
2750m	2:40.824	3	14.203	11	2750m	2:42.020	5	14.112	
2875m	2:47.892	3			2875m	2:49.065	5		
3000m	2:55.131	3	14.307	12	3000m	2:56.112	5	14.092	
3125m	3:02.170	3			3125m	3:03.324	5		
3250m	3:09.324	3	14.193	13	3250m	3:10.453	4	14.341	
3375m	3:16.315	3			3375m	3:17.676	4		
3500m	3:23.276	3	13.952	14	3500m	3:25.060	4	14.607	
3625m	3:30.236	3			3625m	3:32.177	4		
3750m	3:37.229	3	13.953	15	3750m	3:39.285	4	14.225	
3875m	3:44.288	3			3875m	3:46.359	4		
4000m	3:51.508	3	14.279	16	4000m	3:53.612	4	14.327	

8-12 February 2023

Men's Team Pursuit / Poursuite par équipe hommes
Qualifying / Qualifications
Race Analysis / Analyse de la course

Heat 9					Heat 10				
Distance	ITA - Italy		Lap Time	Lap	Distance	GBR - Great Britain		Lap Time	
	Time	Rank				Time	Rank		
125m	13.353	3			125m	13.629	6		
250m	21.002	2	21.002	1	250m	21.344	6	21.344	
375m	28.063	2			375m	28.484	5		
500m	34.914	2	13.912	2	500m	35.471	5	14.127	
625m	41.846	1			625m	42.471	5		
750m	48.728	1	13.814	3	750m	49.422	5	13.951	
875m	55.718	1			875m	56.384	5		
1000m	1:02.826	1	14.098	4	1000m	1:03.443	5	14.021	
1125m	1:09.783	1			1125m	1:10.365	3		
1250m	1:16.687	1	13.861	5	1250m	1:17.301	3	13.858	
1375m	1:23.597	1			1375m	1:24.231	3		
1500m	1:30.493	1	13.806	6	1500m	1:31.238	3	13.937	
1625m	1:37.574	1			1625m	1:38.106	2		
1750m	1:44.458	1	13.965	7	1750m	1:44.966	2	13.728	
1875m	1:51.315	1			1875m	1:51.852	2		
2000m	1:58.135	1	13.677	8	2000m	1:58.686	2	13.720	
2125m	2:04.953	1			2125m	2:05.664	2		
2250m	2:11.723	1	13.588	9	2250m	2:12.508	2	13.822	
2375m	2:18.629	1			2375m	2:19.516	2		
2500m	2:25.525	1	13.802	10	2500m	2:26.438	2	13.930	
2625m	2:32.611	1			2625m	2:33.339	2		
2750m	2:39.590	1	14.065	11	2750m	2:40.243	2	13.805	
2875m	2:46.649	1			2875m	2:47.231	2		
3000m	2:53.857	1	14.267	12	3000m	2:54.393	2	14.150	
3125m	3:00.923	1			3125m	3:01.452	2		
3250m	3:07.927	1	14.070	13	3250m	3:08.547	2	14.154	
3375m	3:14.933	1			3375m	3:15.773	2		
3500m	3:22.081	1	14.154	14	3500m	3:22.689	2	14.142	
3625m	3:28.995	1			3625m	3:29.604	2		
3750m	3:35.893	1	13.812	15	3750m	3:36.592	2	13.903	
3875m	3:42.727	1			3875m	3:43.510	2		
4000m	3:49.582	1	13.689	16	4000m	3:50.514	2	13.922	

8-12 February 2023

Communiqué no. 47 Rectificatif 1

Men's Team Pursuit / Poursuite par équipe hommes
Qualifying / Qualifications
Start List / Liste de départ

Wed 8 Feb 2023 - Race distance: 4km

World Record	3:42.032 ITA - Italy	Tokyo (JPN)	3 AUG 2021
---------------------	----------------------	-------------	------------

Heat	Race Number	NAT / Name	Time
1		LTU - Lithuania	
	91	ADOMAITIS Rokas	
	92	BENIUŠIS Justas	
	94	MATUZEVIČIUS Žygimantas	
	95	MIKUTIS Aivaras	
2		ESP - Spain	
	126	BENNASSAR ROSSELLO Francesc	
	127	BENNASSAR ROSSELLO Joan Marti	
	128	GARAIAR PIKABEA Benat	
	131	MARTORELL HAGA Erik	
3		SUI - Switzerland	
	137	BOGLI Noah	
	138	IMHOF Claudio	
	140	THIEBAUD Valere	
	141	VOGEL Alex	
4		POL - Poland	
	109	MAJEWSKI Kacper	
	110	PROKOPYSZYN Filip	
	113	RUDYK Bartosz	
	115	SAJNOK Szymon	
5		BEL - Belgium	
	7	BERNARD Thibaut	
	10	DENS Tuur	
	13	POLLEFLIET Gianluca	
	15	VANDENBRANDEN Noah	
6		GER - Germany	
	41	BOOS Benjamin	
	42	BUCK-GRAMCKO Tobias	
	44	HEINRICH Nicolas	
	47	REINHARDT Theo	

Men's Team Pursuit / Poursuite par équipe hommes
Qualifying / Qualifications
Start List / Liste de départ

Wed 8 Feb 2023 - Race distance: 4km

Heat	Race Number	NAT / Name	Time
7		DEN - Denmark	_____
	25	BEVORT Carl-Frederik	
	27	LARSEN Niklas	
	28	PEDERSEN Rasmus	
	29	STORM Theodor	
8		FRA - France	_____
	30	DENIS Thomas	
	32	ERMENAULT Corentin	
	33	GAREL Adrien	
	39	THOMAS Benjamin	
9		ITA - Italy	_____
	78	CONSONNI Simone	
	79	GANNA Filippo	
	80	LAMON Francesco	
	81	MILAN Jonathan	
10		GBR - Great Britain	_____
	51	BIGHAM Daniel	
	55	TANFIELD Charlie	
	59	VERNON Ethan	
	60	WOOD Oliver	

Progression rule:

The eight fastest teams will qualify and be matched in the First Round as follows:

The 6th fastest team against the 7th fastest team.

The 5th fastest team against the 8th fastest team.

The 2nd fastest team against the 3rd fastest team.

The fastest team against the 4th fastest team.

Note:

The composition of the teams may be subject to change up to 30 minutes before the start of the race.

8-12 February 2023

Communiqué no. 56

Men's Individual Pursuit / Poursuite individuelle hommes

Final Classification / Classement final

Fri 10 Feb 2023

World Record		3:59.636 GANNA Filippo		ITA	Saint-Quentin-en-Yvelines (FRA)			14 OCT 2022
Rank	Race Number	Name	NAT	1000m	2000m 1000-2000	3000m 2000-3000	Time 3000-4000	Average Speed km/h
GOLD	1	81 MILAN Jonathan	ITA	1:06.311 (1)	2:06.091 (2) 59.780 (2)	3:05.627 (2) 59.536 (2)	4:03.744 58.117 (1)	59.078
SILVER	2	51 BIGHAM Daniel	GBR	1:06.622 (2)	2:05.750 (1) 59.128 (1)	3:04.674 (1) 58.924 (1)	4:05.860 1:01.186 (2)	58.570
BRONZE	3	42 BUCK-GRAMCKO Tobias	GER	1:07.670 (2)	2:08.504 (2) 1:00.834 (2)	3:09.311 (2) 1:00.807 (2)	4:09.796 1:00.485 (1)	57.647
	4	32 ERMENAULT Corentin	FRA	1:06.909 (1)	2:06.967 (1) 1:00.058 (1)	3:07.535 (1) 1:00.568 (1)	4:10.261 1:02.726 (2)	57.540
	5	55 TANFIELD Charlie	GBR					
	6	44 HEINRICH Nicolas	GER					
	7	82 MORO Manlio	ITA					
	8	15 VANDENBRANDEN Noah	BEL					
	9	138 IMHOF Claudio	SUI					
	10	29 STORM Theodor	DEN					
	11	103 MEGENS Brian	NED					
	12	113 RUDYK Bartosz	POL					
	13	109 MAJEWSKI Kacper	POL					
	14	137 BOGLI Noah	SUI					
	15	118 CAIXAS Rodrigo	POR					
	16	9 DEMAN Brem	BEL					
	17	131 MARTORELL HAGA Erik	ESP					
	18	95 MIKUTIS Aivaras	LTU					
	19	146 KABASHNYI Valentyn	UKR					
	20	68 DRIJVER Bertold	HUN					

8-12 February 2023

Communiqué no. 56

Men's Individual Pursuit / Poursuite individuelle hommes

Final Classification / Classement final

Fri 10 Feb 2023

Rank	Race Number	Name	NAT	1000m	2000m 1000-2000	3000m 2000-3000	Time 3000-4000	Average Speed km/h
21	91	ADOMAITIS Rokas	LTU					
22	127	BENNASSAR ROSSELLO Joan Marti	ESP					
23	1	AUER Daniel	AUT					
24	89	KORNILOVS Vitalijs	LAT					

8-12 February 2023

Men's Individual Pursuit / Poursuite individuelle hommes
Finals / Finales
Race Analysis / Analyse de la course

GOLD

51 BIGHAM Daniel - GBR					81 MILAN Jonathan - ITA				
Distance	Time	Rank	Lap Time	Lap	Distance	Time	Rank	Lap Time	
125m	13.507	2			125m	13.289	1		
250m	21.685	2	21.685	1	250m	21.189	1	21.189	
375m	29.302	2			375m	28.880	1		
500m	36.809	2	15.124	2	500m	36.468	1	15.279	
625m	44.289	2			625m	44.000	1		
750m	51.745	2	14.936	3	750m	51.437	1	14.969	
875m	59.188	2			875m	58.875	1		
1000m	1:06.622	2	14.877	4	1000m	1:06.311	1	14.874	
1125m	1:14.050	2			1125m	1:13.786	1		
1250m	1:21.486	2	14.864	5	1250m	1:21.267	1	14.956	
1375m	1:28.875	2			1375m	1:28.762	1		
1500m	1:36.269	2	14.783	6	1500m	1:36.211	1	14.944	
1625m	1:43.642	1			1625m	1:43.671	2		
1750m	1:51.022	1	14.753	7	1750m	1:51.155	2	14.944	
1875m	1:58.388	1			1875m	1:58.628	2		
2000m	2:05.750	1	14.728	8	2000m	2:06.091	2	14.936	
2125m	2:13.107	1			2125m	2:13.534	2		
2250m	2:20.480	1	14.730	9	2250m	2:20.962	2	14.871	
2375m	2:27.774	1			2375m	2:28.356	2		
2500m	2:35.077	1	14.597	10	2500m	2:35.843	2	14.881	
2625m	2:42.398	1			2625m	2:43.365	2		
2750m	2:49.767	1	14.690	11	2750m	2:50.878	2	15.035	
2875m	2:57.181	1			2875m	2:58.297	2		
3000m	3:04.674	1	14.907	12	3000m	3:05.627	2	14.749	
3125m	3:12.222	1			3125m	3:12.909	2		
3250m	3:19.802	1	15.128	13	3250m	3:20.200	2	14.573	
3375m	3:27.421	1			3375m	3:27.549	2		
3500m	3:35.070	2	15.268	14	3500m	3:34.899	1	14.699	
3625m	3:42.706	2			3625m	3:42.126	1		
3750m	3:50.369	2	15.299	15	3750m	3:49.342	1	14.443	
3875m	3:58.077	2			3875m	3:56.514	1		
4000m	4:05.860	2	15.491	16	4000m	4:03.744	1	14.402	

8-12 February 2023

Men's Individual Pursuit / Poursuite individuelle hommes
Finals / Finales
Race Analysis / Analyse de la course

BRONZE

42 BUCK-GRAMCKO Tobias - GER					32 ERMENAULT Corentin - FRA				
Distance	Time	Rank	Lap Time	Lap	Distance	Time	Rank	Lap Time	
125m	13.211	1			125m	13.516	2		
250m	21.531	1	21.531	1	250m	21.720	2	21.720	
375m	29.427	1			375m	29.451	2		
500m	37.194	2	15.663	2	500m	37.039	1	15.319	
625m	44.852	2			625m	44.527	1		
750m	52.471	2	15.277	3	750m	52.002	1	14.963	
875m	1:00.089	2			875m	59.473	1		
1000m	1:07.670	2	15.199	4	1000m	1:06.909	1	14.907	
1125m	1:15.243	2			1125m	1:14.373	1		
1250m	1:22.811	2	15.141	5	1250m	1:21.833	1	14.924	
1375m	1:30.346	2			1375m	1:29.335	1		
1500m	1:37.916	2	15.105	6	1500m	1:36.857	1	15.024	
1625m	1:45.524	2			1625m	1:44.377	1		
1750m	1:53.125	2	15.209	7	1750m	1:51.896	1	15.039	
1875m	2:00.790	2			1875m	1:59.426	1		
2000m	2:08.504	2	15.379	8	2000m	2:06.967	1	15.071	
2125m	2:16.163	2			2125m	2:14.520	1		
2250m	2:23.757	2	15.253	9	2250m	2:22.099	1	15.132	
2375m	2:31.299	2			2375m	2:29.675	1		
2500m	2:38.876	2	15.119	10	2500m	2:37.259	1	15.160	
2625m	2:46.469	2			2625m	2:44.829	1		
2750m	2:54.014	2	15.138	11	2750m	2:52.394	1	15.135	
2875m	3:01.606	2			2875m	2:59.946	1		
3000m	3:09.311	2	15.297	12	3000m	3:07.535	1	15.141	
3125m	3:17.003	2			3125m	3:15.140	1		
3250m	3:24.630	2	15.319	13	3250m	3:22.806	1	15.271	
3375m	3:32.147	2			3375m	3:30.548	1		
3500m	3:39.760	2	15.130	14	3500m	3:38.327	1	15.521	
3625m	3:47.349	2			3625m	3:46.169	1		
3750m	3:54.900	2	15.140	15	3750m	3:54.162	1	15.835	
3875m	4:02.389	2			3875m	4:02.219	1		
4000m	4:09.796	3	14.896	16	4000m	4:10.261	4	16.099	

8-12 February 2023

Communiqué no. 55

Men's Individual Pursuit / Poursuite individuelle hommes
Finals / Finales
Start List / Liste de départ

Fri 10 Feb 2023 - Race distance: 4km

World Record	3:59.636	GANNA Filippo	ITA	Saint-Quentin-en-Yvelines (FRA)	14 OCT 2022
--------------	----------	---------------	-----	---------------------------------	-------------

Heat	Race Number	Name	NAT	Time
FOR BRONZE	42	BUCK-GRAMCKO Tobias	GER	_____
	32	ERMENAULT Corentin	FRA	_____
FOR GOLD	51	BIGHAM Daniel	GBR	_____
	81	MILAN Jonathan	ITA	_____

8-12 February 2023

Communiqué no. 54

Men's Individual Pursuit / Poursuite individuelle hommes
Qualifying / Qualifications
Results / Résultats

Fri 10 Feb 2023 - Race distance: 4km

World Record		3:59.636 GANNA Filippo		ITA	Saint-Quentin-en-Yvelines (FRA)			14 OCT 2022	
Rank	Race Number	Name	NAT	1000m	2000m 1000-2000	3000m 2000-3000	Time 3000-4000	Average Speed km/h	
1	51	BIGHAM Daniel	GBR	1:06.354 (2)	2:04.505 (1) 58.151 (1)	3:02.332 (1) 57.827 (1)	4:02.775 1:00.443 (2)	59.314	QG
2	81	MILAN Jonathan	ITA	1:06.171 (1)	2:05.800 (2) 59.629 (2)	3:05.276 (2) 59.476 (2)	4:05.266 59.990 (1)	58.712	QG
3	42	BUCK-GRAMCKO Tobias	GER	1:07.659 (8)	2:07.929 (6) 1:00.270 (5)	3:08.185 (5) 1:00.256 (4)	4:08.802 1:00.617 (3)	57.877	QB
4	32	ERMENAUULT Corentin	FRA	1:06.935 (4)	2:07.022 (4) 1:00.087 (3)	3:07.182 (3) 1:00.160 (3)	4:09.248 1:02.066 (7)	57.774	QB
5	55	TANFIELD Charlie	GBR	1:06.520 (3)	2:06.739 (3) 1:00.219 (4)	3:07.710 (4) 1:00.971 (5)	4:10.317 1:02.607 (11)	57.527	
6	44	HEINRICH Nicolas	GER	1:07.568 (7)	2:08.541 (7) 1:00.973 (7)	3:09.934 (7) 1:01.393 (8)	4:11.201 1:01.267 (4)	57.325	
7	82	MORO Manlio	ITA	1:08.112 (11)	2:09.397 (8) 1:01.285 (8)	3:10.737 (8) 1:01.340 (7)	4:12.023 1:01.286 (5)	57.138	
8	15	VANDENBRANDEN Noah	BEL	1:07.004 (5)	2:07.862 (5) 1:00.858 (6)	3:09.515 (6) 1:01.653 (10)	4:12.112 1:02.597 (10)	57.117	
9	138	IMHOF Claudio	SUI	1:08.716 (14)	2:10.491 (14) 1:01.775 (12)	3:11.699 (10) 1:01.208 (6)	4:13.347 1:01.648 (6)	56.839	
10	29	STORM Theodor	DEN	1:07.936 (10)	2:09.701 (9) 1:01.765 (11)	3:11.119 (9) 1:01.418 (9)	4:13.961 1:02.842 (14)	56.702	
11	103	MEGENS Brian	NED	1:08.807 (17)	2:10.330 (11) 1:01.523 (9)	3:12.003 (11) 1:01.673 (12)	4:14.086 1:02.083 (8)	56.674	
12	113	RUDYK Bartosz	POL	1:08.794 (16)	2:10.345 (12) 1:01.551 (10)	3:12.016 (12) 1:01.671 (11)	4:14.831 1:02.815 (13)	56.508	
13	109	MAJEWSKI Kacper	POL	1:07.779 (9)	2:09.762 (10) 1:01.983 (14)	3:12.151 (13) 1:02.389 (15)	4:15.403 1:03.252 (15)	56.381	
14	137	BOGLI Noah	SUI	1:08.475 (12)	2:10.402 (13) 1:01.927 (13)	3:12.765 (14) 1:02.363 (14)	4:16.207 1:03.442 (16)	56.205	
15	118	CAIXAS Rodrigo	POR	1:08.644 (13)	2:11.355 (15) 1:02.711 (17)	3:14.275 (15) 1:02.920 (16)	4:16.823 1:02.548 (9)	56.070	
16	9	DEMAN Brem	BEL	1:08.861 (18)	2:12.105 (18) 1:03.244 (18)	3:15.600 (18) 1:03.495 (17)	4:18.242 1:02.642 (12)	55.762	
17	131	MARTORELL HAGA Erik	ESP	1:09.652 (20)	2:12.208 (19) 1:02.556 (15)	3:14.448 (16) 1:02.240 (13)	4:18.932 1:04.484 (19)	55.613	
18	95	MIKUTIS Aivaras	LTU	1:08.743 (15)	2:11.377 (16) 1:02.634 (16)	3:15.380 (17) 1:04.003 (18)	4:19.732 1:04.352 (18)	55.442	
19	146	KABASHNYI Valentyn	UKR	1:09.140 (19)	2:12.797 (20) 1:03.657 (20)	3:17.434 (20) 1:04.637 (20)	4:21.759 1:04.325 (17)	55.012	
20	68	DRIJVER Bertold	HUN	1:07.476 (6)	2:11.947 (17) 1:04.471 (21)	3:17.016 (19) 1:05.069 (21)	4:22.509 1:05.493 (20)	54.855	

Men's Individual Pursuit / Poursuite individuelle hommes
Qualifying / Qualifications
Results / Résultats

Fri 10 Feb 2023 - Race distance: 4km

Rank	Race Number	Name	NAT	1000m	2000m 1000-2000	3000m 2000-3000	Time 3000-4000	Average Speed km/h
21	91	ADOMAITIS Rokas	LTU	1:10.150 (21)	2:13.505 (21) 1:03.355 (19)	3:17.670 (21) 1:04.165 (19)	4:23.594 1:05.924 (21)	54.629
22	127	BENNASSAR ROSSELLO Joan Marti	ESP	1:11.106 (23)	2:16.254 (22) 1:05.148 (22)	3:21.595 (22) 1:05.341 (22)	4:28.260 1:06.665 (22)	53.679
23	1	AUER Daniel	AUT	1:10.358 (22)	2:16.590 (23) 1:06.232 (23)	3:22.748 (23) 1:06.158 (23)	4:33.192 1:10.444 (24)	52.710
24	89	KORNILOVS Vitalijs	LAT	1:12.066 (24)	2:18.426 (24) 1:06.360 (24)	3:25.841 (24) 1:07.415 (24)	4:35.670 1:09.829 (23)	52.236

Progression rule:

Fastest 2 riders race for Gold, and 3rd and 4th riders race for Bronze.

LEGEND

QB Qualified for Bronze **QG** Qualified for Gold

8-12 February 2023

Men's Individual Pursuit / Poursuite individuelle hommes
Qualifying / Qualifications
Race Analysis / Analyse de la course

Heat 1

29 STORM Theodor - DEN					1 AUER Daniel - AUT				
Distance	Time	Rank	Lap Time	Lap	Distance	Time	Rank	Lap Time	
125m	13.715	11			125m	13.945	15		
250m	22.213	15	22.213	1	250m	22.339	16	22.339	
375m	30.158	14			375m	30.377	17		
500m	37.914	14	15.701	2	500m	38.300	19	15.961	
625m	45.515	14			625m	46.284	21		
750m	52.992	11	15.078	3	750m	54.269	21	15.969	
875m	1:00.455	10			875m	1:02.322	22		
1000m	1:07.936	10	14.944	4	1000m	1:10.358	22	16.089	
1125m	1:15.479	10			1125m	1:18.519	22		
1250m	1:23.115	9	15.179	5	1250m	1:26.706	22	16.348	
1375m	1:30.770	8			1375m	1:34.992	22		
1500m	1:38.520	8	15.405	6	1500m	1:43.273	22	16.567	
1625m	1:46.295	8			1625m	1:51.592	22		
1750m	1:54.098	8	15.578	7	1750m	1:59.897	22	16.624	
1875m	2:01.879	9			1875m	2:08.311	23		
2000m	2:09.701	9	15.603	8	2000m	2:16.590	23	16.693	
2125m	2:17.434	9			2125m	2:24.898	23		
2250m	2:25.168	9	15.467	9	2250m	2:33.171	23	16.581	
2375m	2:32.952	9			2375m	2:41.346	23		
2500m	2:40.530	9	15.362	10	2500m	2:49.484	23	16.313	
2625m	2:48.113	9			2625m	2:57.735	23		
2750m	2:55.747	9	15.217	11	2750m	3:06.000	23	16.516	
2875m	3:03.383	9			2875m	3:14.364	23		
3000m	3:11.119	9	15.372	12	3000m	3:22.748	23	16.748	
3125m	3:18.892	9			3125m	3:31.197	23		
3250m	3:26.757	9	15.638	13	3250m	3:39.748	23	17.000	
3375m	3:34.632	10			3375m	3:48.459	23		
3500m	3:42.564	10	15.807	14	3500m	3:57.253	23	17.505	
3625m	3:50.423	10			3625m	4:06.110	23		
3750m	3:58.285	10	15.721	15	3750m	4:15.046	23	17.793	
3875m	4:06.100	10			3875m	4:24.066	23		
4000m	4:13.961	10	15.676	16	4000m	4:33.192	23	18.146	

8-12 February 2023

Men's Individual Pursuit / Poursuite individuelle hommes
Qualifying / Qualifications
Race Analysis / Analyse de la course

Heat 2

68 DRIJVER Bertold - HUN					146 KABASHNYI Valentyn - UKR				
Distance	Time	Rank	Lap Time	Lap	Distance	Time	Rank	Lap Time	
125m	13.453	5			125m	13.415	3		
250m	21.529	2	21.529	1	250m	21.787	6	21.787	
375m	29.162	2			375m	29.779	9		
500m	36.639	2	15.110	2	500m	37.616	12	15.829	
625m	44.127	2			625m	45.467	13		
750m	51.815	4	15.176	3	750m	53.314	15	15.698	
875m	59.563	6			875m	1:01.226	19		
1000m	1:07.476	6	15.661	4	1000m	1:09.140	19	15.826	
1125m	1:15.438	9			1125m	1:17.057	19		
1250m	1:23.452	10	15.976	5	1250m	1:25.002	19	15.862	
1375m	1:31.485	11			1375m	1:32.954	19		
1500m	1:39.592	14	16.140	6	1500m	1:40.863	19	15.861	
1625m	1:47.643	15			1625m	1:48.833	19		
1750m	1:55.751	17	16.159	7	1750m	1:56.775	20	15.912	
1875m	2:03.834	17			1875m	2:04.766	20		
2000m	2:11.947	17	16.196	8	2000m	2:12.797	20	16.022	
2125m	2:20.086	19			2125m	2:20.843	20		
2250m	2:28.252	19	16.305	9	2250m	2:28.873	20	16.076	
2375m	2:36.370	19			2375m	2:36.895	20		
2500m	2:44.511	19	16.259	10	2500m	2:45.003	20	16.130	
2625m	2:52.640	19			2625m	2:53.118	20		
2750m	3:00.742	19	16.231	11	2750m	3:01.224	20	16.221	
2875m	3:08.875	19			2875m	3:09.326	20		
3000m	3:17.016	19	16.274	12	3000m	3:17.434	20	16.210	
3125m	3:25.163	19			3125m	3:25.567	20		
3250m	3:33.393	19	16.377	13	3250m	3:33.677	20	16.243	
3375m	3:41.583	19			3375m	3:41.768	20		
3500m	3:49.849	20	16.456	14	3500m	3:49.768	19	16.091	
3625m	3:58.093	20			3625m	3:57.841	19		
3750m	4:06.259	20	16.410	15	3750m	4:05.901	19	16.133	
3875m	4:14.382	20			3875m	4:13.862	19		
4000m	4:22.509	20	16.250	16	4000m	4:21.759	19	15.858	

8-12 February 2023

Men's Individual Pursuit / Poursuite individuelle hommes
Qualifying / Qualifications
Race Analysis / Analyse de la course

Heat 3

91 ADOMAITIS Rokas - LTU					9 DEMAN Brem - BEL				
Distance	Time	Rank	Lap Time	Lap	Distance	Time	Rank	Lap Time	
125m	14.732	24			125m	14.187	19		
250m	23.346	23	23.346	1	250m	22.598	18	22.598	
375m	31.222	23			375m	30.379	18		
500m	38.932	22	15.586	2	500m	37.954	15	15.356	
625m	46.631	22			625m	45.627	16		
750m	54.434	22	15.502	3	750m	53.332	16	15.378	
875m	1:02.248	21			875m	1:01.091	16		
1000m	1:10.150	21	15.716	4	1000m	1:08.861	18	15.529	
1125m	1:17.987	21			1125m	1:16.705	18		
1250m	1:25.895	21	15.745	5	1250m	1:24.543	18	15.682	
1375m	1:33.772	21			1375m	1:32.423	18		
1500m	1:41.712	21	15.817	6	1500m	1:40.327	18	15.784	
1625m	1:49.625	21			1625m	1:48.280	18		
1750m	1:57.588	21	15.876	7	1750m	1:56.256	18	15.929	
1875m	2:05.501	21			1875m	2:04.160	18		
2000m	2:13.505	21	15.917	8	2000m	2:12.105	18	15.849	
2125m	2:21.470	21			2125m	2:20.051	18		
2250m	2:29.462	21	15.957	9	2250m	2:27.976	18	15.871	
2375m	2:37.395	21			2375m	2:35.855	18		
2500m	2:45.436	21	15.974	10	2500m	2:43.834	18	15.858	
2625m	2:53.438	21			2625m	2:51.771	18		
2750m	3:01.479	21	16.043	11	2750m	2:59.697	18	15.863	
2875m	3:09.542	21			2875m	3:07.641	18		
3000m	3:17.670	21	16.191	12	3000m	3:15.600	18	15.903	
3125m	3:25.762	21			3125m	3:23.596	18		
3250m	3:33.916	21	16.246	13	3250m	3:31.530	18	15.930	
3375m	3:42.089	21			3375m	3:39.477	17		
3500m	3:50.378	21	16.462	14	3500m	3:47.372	17	15.842	
3625m	3:58.691	21			3625m	3:55.178	17		
3750m	4:07.055	21	16.677	15	3750m	4:02.928	17	15.556	
3875m	4:15.325	21			3875m	4:10.608	16		
4000m	4:23.594	21	16.539	16	4000m	4:18.242	16	15.314	

8-12 February 2023

Men's Individual Pursuit / Poursuite individuelle hommes
Qualifying / Qualifications
Race Analysis / Analyse de la course

Heat 4

95 MIKUTIS Aivaras - LTU					127 BENNASSAR ROSSELLO Joan Marti - ESP				
Distance	Time	Rank	Lap Time	Lap	Distance	Time	Rank	Lap Time	
125m	14.010	17			125m	14.092	18		
250m	22.667	19	22.667	1	250m	22.926	21	22.926	
375m	30.602	20			375m	31.144	21		
500m	38.248	18	15.581	2	500m	39.125	23	16.199	
625m	45.816	17			625m	47.080	23		
750m	53.419	17	15.171	3	750m	55.066	23	15.941	
875m	1:01.029	15			875m	1:03.057	23		
1000m	1:08.743	15	15.324	4	1000m	1:11.106	23	16.040	
1125m	1:16.448	16			1125m	1:19.249	23		
1250m	1:24.220	16	15.477	5	1250m	1:27.414	23	16.308	
1375m	1:31.981	16			1375m	1:35.614	23		
1500m	1:39.828	16	15.608	6	1500m	1:43.796	23	16.382	
1625m	1:47.659	16			1625m	1:51.968	23		
1750m	1:55.549	15	15.721	7	1750m	2:00.059	23	16.263	
1875m	2:03.435	15			1875m	2:08.156	22		
2000m	2:11.377	16	15.828	8	2000m	2:16.254	22	16.195	
2125m	2:19.278	16			2125m	2:24.355	22		
2250m	2:27.247	16	15.870	9	2250m	2:32.454	22	16.200	
2375m	2:35.193	16			2375m	2:40.612	22		
2500m	2:43.204	17	15.957	10	2500m	2:48.786	22	16.332	
2625m	2:51.199	17			2625m	2:56.987	22		
2750m	2:59.260	17	16.056	11	2750m	3:05.177	22	16.391	
2875m	3:07.306	17			2875m	3:13.429	22		
3000m	3:15.380	17	16.120	12	3000m	3:21.595	22	16.418	
3125m	3:23.449	17			3125m	3:29.808	22		
3250m	3:31.520	17	16.140	13	3250m	3:38.027	22	16.432	
3375m	3:39.542	18			3375m	3:46.289	22		
3500m	3:47.598	18	16.078	14	3500m	3:54.560	22	16.533	
3625m	3:55.641	18			3625m	4:02.902	22		
3750m	4:03.722	18	16.124	15	3750m	4:11.298	22	16.738	
3875m	4:11.716	18			3875m	4:19.758	22		
4000m	4:19.732	18	16.010	16	4000m	4:28.260	22	16.962	

8-12 February 2023

Men's Individual Pursuit / Poursuite individuelle hommes
Qualifying / Qualifications
Race Analysis / Analyse de la course

Heat 5

113 RUDYK Bartosz - POL					118 CAIXAS Rodrigo - POR				
Distance	Time	Rank	Lap Time	Lap	Distance	Time	Rank	Lap Time	
125m	14.610	22			125m	14.202	20		
250m	23.293	22	23.293	1	250m	22.487	17	22.487	
375m	31.146	22			375m	30.368	16		
500m	38.771	21	15.478	2	500m	37.958	16	15.471	
625m	46.214	20			625m	45.584	15		
750m	53.677	19	14.906	3	750m	53.162	13	15.204	
875m	1:01.193	17			875m	1:00.864	13		
1000m	1:08.794	16	15.117	4	1000m	1:08.644	13	15.482	
1125m	1:16.394	13			1125m	1:16.503	17		
1250m	1:24.059	13	15.265	5	1250m	1:24.325	17	15.681	
1375m	1:31.695	13			1375m	1:32.181	17		
1500m	1:39.375	11	15.316	6	1500m	1:40.006	17	15.681	
1625m	1:47.056	11			1625m	1:47.869	17		
1750m	1:54.854	11	15.479	7	1750m	1:55.678	16	15.672	
1875m	2:02.555	11			1875m	2:03.523	16		
2000m	2:10.345	12	15.491	8	2000m	2:11.355	15	15.677	
2125m	2:18.073	12			2125m	2:19.191	15		
2250m	2:25.850	13	15.505	9	2250m	2:27.021	15	15.666	
2375m	2:33.533	13			2375m	2:34.912	15		
2500m	2:41.227	13	15.377	10	2500m	2:42.800	15	15.779	
2625m	2:48.894	13			2625m	2:50.703	15		
2750m	2:56.576	13	15.349	11	2750m	2:58.573	15	15.773	
2875m	3:04.277	12			2875m	3:06.437	15		
3000m	3:12.016	12	15.440	12	3000m	3:14.275	15	15.702	
3125m	3:19.704	11			3125m	3:22.184	15		
3250m	3:27.427	11	15.411	13	3250m	3:29.987	15	15.712	
3375m	3:35.167	11			3375m	3:37.839	15		
3500m	3:43.019	11	15.592	14	3500m	3:45.642	15	15.655	
3625m	3:50.908	12			3625m	3:53.475	15		
3750m	3:58.807	12	15.788	15	3750m	4:01.287	15	15.645	
3875m	4:06.790	12			3875m	4:09.053	15		
4000m	4:14.831	12	16.024	16	4000m	4:16.823	15	15.536	

8-12 February 2023

Men's Individual Pursuit / Poursuite individuelle hommes
Qualifying / Qualifications
Race Analysis / Analyse de la course

Heat 6

137 BOGLI Noah - SUI					89 KORNILOVS Vitalijs - LAT				
Distance	Time	Rank	Lap Time	Lap	Distance	Time	Rank	Lap Time	
125m	13.688	10			125m	14.709	23		
250m	22.050	12	22.050	1	250m	23.444	24	23.444	
375m	29.814	11			375m	31.763	24		
500m	37.547	10	15.497	2	500m	39.806	24	16.362	
625m	45.269	11			625m	47.814	24		
750m	53.068	12	15.521	3	750m	55.822	24	16.016	
875m	1:00.795	12			875m	1:03.921	24		
1000m	1:08.475	12	15.407	4	1000m	1:12.066	24	16.244	
1125m	1:16.136	12			1125m	1:20.264	24		
1250m	1:23.864	12	15.389	5	1250m	1:28.483	24	16.417	
1375m	1:31.601	12			1375m	1:36.755	24		
1500m	1:39.387	12	15.523	6	1500m	1:45.014	24	16.531	
1625m	1:47.133	12			1625m	1:53.330	24		
1750m	1:54.925	13	15.538	7	1750m	2:01.648	24	16.634	
1875m	2:02.653	13			1875m	2:10.010	24		
2000m	2:10.402	13	15.477	8	2000m	2:18.426	24	16.778	
2125m	2:18.169	14			2125m	2:26.732	24		
2250m	2:25.893	14	15.491	9	2250m	2:34.977	24	16.551	
2375m	2:33.650	14			2375m	2:43.307	24		
2500m	2:41.521	14	15.628	10	2500m	2:51.644	24	16.667	
2625m	2:49.325	14			2625m	3:00.103	24		
2750m	2:57.154	14	15.633	11	2750m	3:08.605	24	16.961	
2875m	3:04.944	14			2875m	3:17.186	24		
3000m	3:12.765	14	15.611	12	3000m	3:25.841	24	17.236	
3125m	3:20.557	14			3125m	3:34.561	24		
3250m	3:28.407	14	15.642	13	3250m	3:43.306	24	17.465	
3375m	3:36.238	14			3375m	3:52.027	24		
3500m	3:44.177	14	15.770	14	3500m	4:00.724	24	17.418	
3625m	3:52.148	14			3625m	4:09.456	24		
3750m	4:00.166	14	15.989	15	3750m	4:18.186	24	17.462	
3875m	4:08.164	14			3875m	4:26.932	24		
4000m	4:16.207	14	16.041	16	4000m	4:35.670	24	17.484	

8-12 February 2023

Men's Individual Pursuit / Poursuite individuelle hommes
Qualifying / Qualifications
Race Analysis / Analyse de la course

Heat 7

103 MEGENS Brian - NED					15 VANDENBRANDEN Noah - BEL				
Distance	Time	Rank	Lap Time	Lap	Distance	Time	Rank	Lap Time	
125m	14.326	21			125m	13.922	14		
250m	22.795	20	22.795	1	250m	21.817	7	21.817	
375m	30.556	19			375m	29.351	5		
500m	38.406	20	15.611	2	500m	36.840	5	15.023	
625m	46.053	18			625m	44.381	5		
750m	53.648	18	15.242	3	750m	51.928	5	15.088	
875m	1:01.200	18			875m	59.463	5		
1000m	1:08.807	17	15.159	4	1000m	1:07.004	5	15.076	
1125m	1:16.412	15			1125m	1:14.575	5		
1250m	1:24.066	14	15.259	5	1250m	1:22.128	5	15.124	
1375m	1:31.758	14			1375m	1:29.755	5		
1500m	1:39.469	13	15.403	6	1500m	1:37.378	5	15.250	
1625m	1:47.152	13			1625m	1:45.050	5		
1750m	1:54.875	12	15.406	7	1750m	1:52.674	5	15.296	
1875m	2:02.589	12			1875m	2:00.274	5		
2000m	2:10.330	11	15.455	8	2000m	2:07.862	5	15.188	
2125m	2:18.025	11			2125m	2:15.526	6		
2250m	2:25.737	11	15.407	9	2250m	2:23.259	6	15.397	
2375m	2:33.423	11			2375m	2:31.005	6		
2500m	2:41.126	11	15.389	10	2500m	2:38.648	6	15.389	
2625m	2:48.785	12			2625m	2:46.349	6		
2750m	2:56.494	11	15.368	11	2750m	2:54.024	6	15.376	
2875m	3:04.233	11			2875m	3:01.771	6		
3000m	3:12.003	11	15.509	12	3000m	3:09.515	6	15.491	
3125m	3:19.752	12			3125m	3:17.254	6		
3250m	3:27.532	12	15.529	13	3250m	3:24.999	6	15.484	
3375m	3:35.264	12			3375m	3:32.788	6		
3500m	3:43.032	12	15.500	14	3500m	3:40.573	7	15.574	
3625m	3:50.770	11			3625m	3:48.414	7		
3750m	3:58.544	11	15.512	15	3750m	3:56.275	7	15.702	
3875m	4:06.310	11			3875m	4:04.192	7		
4000m	4:14.086	11	15.542	16	4000m	4:12.112	8	15.837	

8-12 February 2023

Men's Individual Pursuit / Poursuite individuelle hommes
Qualifying / Qualifications
Race Analysis / Analyse de la course

Heat 8

51 BIGHAM Daniel - GBR					131 MARTORELL HAGA Erik - ESP				
Distance	Time	Rank	Lap Time	Lap	Distance	Time	Rank	Lap Time	
125m	13.582	6			125m	13.728	13		
250m	21.698	4	21.698	1	250m	22.179	14	22.179	
375m	29.273	3			375m	30.289	15		
500m	36.785	4	15.087	2	500m	38.233	17	16.054	
625m	44.224	4			625m	46.148	19		
750m	51.617	2	14.832	3	750m	53.989	20	15.756	
875m	58.966	2			875m	1:01.828	20		
1000m	1:06.354	2	14.737	4	1000m	1:09.652	20	15.663	
1125m	1:13.719	2			1125m	1:17.484	20		
1250m	1:21.101	1	14.747	5	1250m	1:25.304	20	15.652	
1375m	1:28.431	1			1375m	1:33.159	20		
1500m	1:35.759	1	14.658	6	1500m	1:41.014	20	15.710	
1625m	1:43.016	1			1625m	1:48.866	20		
1750m	1:50.252	1	14.493	7	1750m	1:56.705	19	15.691	
1875m	1:57.397	1			1875m	2:04.540	19		
2000m	2:04.505	1	14.253	8	2000m	2:12.208	19	15.503	
2125m	2:11.573	1			2125m	2:19.884	17		
2250m	2:18.742	1	14.237	9	2250m	2:27.582	17	15.374	
2375m	2:25.957	1			2375m	2:35.315	17		
2500m	2:33.232	1	14.490	10	2500m	2:43.057	16	15.475	
2625m	2:40.460	1			2625m	2:50.837	16		
2750m	2:47.734	1	14.502	11	2750m	2:58.680	16	15.623	
2875m	2:54.983	1			2875m	3:06.531	16		
3000m	3:02.332	1	14.598	12	3000m	3:14.448	16	15.768	
3125m	3:09.724	1			3125m	3:22.386	16		
3250m	3:17.195	1	14.863	13	3250m	3:30.327	16	15.879	
3375m	3:24.656	1			3375m	3:38.300	16		
3500m	3:32.203	1	15.008	14	3500m	3:46.321	16	15.994	
3625m	3:39.745	1			3625m	3:54.385	16		
3750m	3:47.409	1	15.206	15	3750m	4:02.488	16	16.167	
3875m	3:55.080	1			3875m	4:10.658	17		
4000m	4:02.775	1	15.366	16	4000m	4:18.932	17	16.444	

8-12 February 2023

Men's Individual Pursuit / Poursuite individuelle hommes
Qualifying / Qualifications
Race Analysis / Analyse de la course

Heat 9

138 IMHOF Claudio - SUI					109 MAJEWSKI Kacper - POL				
Distance	Time	Rank	Lap Time	Lap	Distance	Time	Rank	Lap Time	
125m	13.389	2			125m	13.971	16		
250m	21.836	8	21.836	1	250m	22.177	13	22.177	
375m	29.809	10			375m	29.947	13		
500m	37.691	13	15.855	2	500m	37.548	11	15.371	
625m	45.456	12			625m	45.127	9		
750m	53.240	14	15.549	3	750m	52.660	9	15.112	
875m	1:00.988	14			875m	1:00.223	9		
1000m	1:08.716	14	15.476	4	1000m	1:07.779	9	15.119	
1125m	1:16.394	13			1125m	1:15.406	8		
1250m	1:24.138	15	15.422	5	1250m	1:23.096	8	15.317	
1375m	1:31.883	15			1375m	1:30.846	9		
1500m	1:39.644	15	15.506	6	1500m	1:38.628	9	15.532	
1625m	1:47.362	14			1625m	1:46.427	9		
1750m	1:55.098	14	15.454	7	1750m	1:54.200	10	15.572	
1875m	2:02.779	14			1875m	2:01.983	10		
2000m	2:10.491	14	15.393	8	2000m	2:09.762	10	15.562	
2125m	2:18.148	13			2125m	2:17.569	10		
2250m	2:25.801	12	15.310	9	2250m	2:25.377	10	15.615	
2375m	2:33.468	12			2375m	2:33.186	10		
2500m	2:41.141	12	15.340	10	2500m	2:40.958	10	15.581	
2625m	2:48.769	11			2625m	2:48.743	10		
2750m	2:56.428	10	15.287	11	2750m	2:56.501	12	15.543	
2875m	3:04.055	10			2875m	3:04.313	13		
3000m	3:11.699	10	15.271	12	3000m	3:12.151	13	15.650	
3125m	3:19.317	10			3125m	3:20.011	13		
3250m	3:26.977	10	15.278	13	3250m	3:27.845	13	15.694	
3375m	3:34.627	9			3375m	3:35.712	13		
3500m	3:42.300	9	15.323	14	3500m	3:43.590	13	15.745	
3625m	3:49.978	9			3625m	3:51.513	13		
3750m	3:57.706	9	15.406	15	3750m	3:59.447	13	15.857	
3875m	4:05.453	9			3875m	4:07.436	13		
4000m	4:13.347	9	15.641	16	4000m	4:15.403	13	15.956	

8-12 February 2023

Men's Individual Pursuit / Poursuite individuelle hommes
Qualifying / Qualifications
Race Analysis / Analyse de la course

Heat 10

55 TANFIELD Charlie - GBR					82 MORO Manlio - ITA				
Distance	Time	Rank	Lap Time	Lap	Distance	Time	Rank	Lap Time	
125m	13.423	4			125m	13.723	12		
250m	21.673	3	21.673	1	250m	21.943	10	21.943	
375m	29.296	4			375m	29.766	8		
500m	36.779	3	15.106	2	500m	37.462	9	15.519	
625m	44.184	3			625m	45.185	10		
750m	51.645	3	14.866	3	750m	52.821	10	15.359	
875m	59.049	3			875m	1:00.473	11		
1000m	1:06.520	3	14.875	4	1000m	1:08.112	11	15.291	
1125m	1:13.966	3			1125m	1:15.831	11		
1250m	1:21.476	3	14.956	5	1250m	1:23.538	11	15.426	
1375m	1:28.971	3			1375m	1:31.228	10		
1500m	1:36.514	3	15.038	6	1500m	1:38.869	10	15.331	
1625m	1:44.027	3			1625m	1:46.525	10		
1750m	1:51.595	3	15.081	7	1750m	1:54.141	9	15.272	
1875m	1:59.145	3			1875m	2:01.787	8		
2000m	2:06.739	3	15.144	8	2000m	2:09.397	8	15.256	
2125m	2:14.325	3			2125m	2:17.066	8		
2250m	2:21.930	3	15.191	9	2250m	2:24.717	8	15.320	
2375m	2:29.521	4			2375m	2:32.403	8		
2500m	2:37.159	4	15.229	10	2500m	2:40.070	8	15.353	
2625m	2:44.754	4			2625m	2:47.698	8		
2750m	2:52.395	4	15.236	11	2750m	2:55.362	8	15.292	
2875m	3:00.027	4			2875m	3:03.049	8		
3000m	3:07.710	4	15.315	12	3000m	3:10.737	8	15.375	
3125m	3:15.378	4			3125m	3:18.421	8		
3250m	3:23.111	4	15.401	13	3250m	3:26.089	8	15.352	
3375m	3:30.875	5			3375m	3:33.752	8		
3500m	3:38.666	5	15.555	14	3500m	3:41.403	8	15.314	
3625m	3:46.485	5			3625m	3:49.059	8		
3750m	3:54.465	5	15.799	15	3750m	3:56.721	8	15.318	
3875m	4:02.381	5			3875m	4:04.362	8		
4000m	4:10.317	5	15.852	16	4000m	4:12.023	7	15.302	

8-12 February 2023

Men's Individual Pursuit / Poursuite individuelle hommes
Qualifying / Qualifications
Race Analysis / Analyse de la course

Heat 11

42 BUCK-GRAMCKO Tobias - GER					81 MILAN Jonathan - ITA				
Distance	Time	Rank	Lap Time	Lap	Distance	Time	Rank	Lap Time	
125m	13.614	9			125m	13.354	1		
250m	22.023	11	22.023	1	250m	21.277	1	21.277	
375m	29.832	12			375m	28.927	1		
500m	37.434	8	15.411	2	500m	36.430	1	15.153	
625m	44.957	8			625m	43.906	1		
750m	52.521	8	15.087	3	750m	51.346	1	14.916	
875m	1:00.055	8			875m	58.753	1		
1000m	1:07.659	8	15.138	4	1000m	1:06.171	1	14.825	
1125m	1:15.240	7			1125m	1:13.648	1		
1250m	1:22.818	7	15.159	5	1250m	1:21.113	2	14.942	
1375m	1:30.405	7			1375m	1:28.579	2		
1500m	1:37.943	7	15.125	6	1500m	1:36.038	2	14.925	
1625m	1:45.429	6			1625m	1:43.553	2		
1750m	1:52.892	6	14.949	7	1750m	1:51.001	2	14.963	
1875m	2:00.373	6			1875m	1:58.441	2		
2000m	2:07.929	6	15.037	8	2000m	2:05.800	2	14.799	
2125m	2:15.447	5			2125m	2:13.163	2		
2250m	2:22.960	5	15.031	9	2250m	2:20.565	2	14.765	
2375m	2:30.430	5			2375m	2:27.984	2		
2500m	2:37.941	5	14.981	10	2500m	2:35.402	2	14.837	
2625m	2:45.498	5			2625m	2:42.862	2		
2750m	2:53.075	5	15.134	11	2750m	2:50.353	2	14.951	
2875m	3:00.611	5			2875m	2:57.839	2		
3000m	3:08.185	5	15.110	12	3000m	3:05.276	2	14.923	
3125m	3:15.761	5			3125m	3:12.746	2		
3250m	3:23.317	5	15.132	13	3250m	3:20.204	2	14.928	
3375m	3:30.864	4			3375m	3:27.652	2		
3500m	3:38.436	4	15.119	14	3500m	3:35.147	2	14.943	
3625m	3:46.013	4			3625m	3:42.669	2		
3750m	3:53.605	4	15.169	15	3750m	3:50.152	2	15.005	
3875m	4:01.228	3			3875m	3:57.668	2		
4000m	4:08.802	3	15.197	16	4000m	4:05.266	2	15.114	

8-12 February 2023

Men's Individual Pursuit / Poursuite individuelle hommes
Qualifying / Qualifications
Race Analysis / Analyse de la course

Heat 12

44 HEINRICH Nicolas - GER					32 ERMENAULT Corentin - FRA				
Distance	Time	Rank	Lap Time	Lap	Distance	Time	Rank	Lap Time	
125m	13.585	7			125m	13.586	8		
250m	21.928	9	21.928	1	250m	21.741	5	21.741	
375m	29.702	7			375m	29.459	6		
500m	37.375	7	15.447	2	500m	37.024	6	15.283	
625m	44.920	7			625m	44.502	6		
750m	52.448	7	15.073	3	750m	51.969	6	14.945	
875m	59.984	7			875m	59.462	4		
1000m	1:07.568	7	15.120	4	1000m	1:06.935	4	14.966	
1125m	1:15.113	6			1125m	1:14.445	4		
1250m	1:22.715	6	15.147	5	1250m	1:21.931	4	14.996	
1375m	1:30.238	6			1375m	1:29.460	4		
1500m	1:37.872	6	15.157	6	1500m	1:36.944	4	15.013	
1625m	1:45.531	7			1625m	1:44.477	4		
1750m	1:53.217	7	15.345	7	1750m	1:51.983	4	15.039	
1875m	2:00.852	7			1875m	1:59.538	4		
2000m	2:08.541	7	15.324	8	2000m	2:07.022	4	15.039	
2125m	2:16.172	7			2125m	2:14.520	4		
2250m	2:23.821	7	15.280	9	2250m	2:21.996	4	14.974	
2375m	2:31.525	7			2375m	2:29.490	3		
2500m	2:39.257	7	15.436	10	2500m	2:37.001	3	15.005	
2625m	2:46.907	7			2625m	2:44.565	3		
2750m	2:54.609	7	15.352	11	2750m	2:52.095	3	15.094	
2875m	3:02.239	7			2875m	2:59.643	3		
3000m	3:09.934	7	15.325	12	3000m	3:07.182	3	15.087	
3125m	3:17.571	7			3125m	3:14.798	3		
3250m	3:25.242	7	15.308	13	3250m	3:22.380	3	15.198	
3375m	3:32.877	7			3375m	3:30.015	3		
3500m	3:40.542	6	15.300	14	3500m	3:37.722	3	15.342	
3625m	3:48.166	6			3625m	3:45.505	3		
3750m	3:55.891	6	15.349	15	3750m	3:53.318	3	15.596	
3875m	4:03.553	6			3875m	4:01.265	4		
4000m	4:11.201	6	15.310	16	4000m	4:09.248	4	15.930	

Men's Individual Pursuit / Poursuite individuelle hommes
Qualifying / Qualifications
Start List / Liste de départ

Fri 10 Feb 2023 - Race distance: 4km

World Record	3:59.636	GANNA Filippo	ITA	Saint-Quentin-en-Yvelines (FRA)	14 OCT 2022
---------------------	----------	---------------	-----	---------------------------------	-------------

Heat	Race Number	Name	NAT	Time
1	29	STORM Theodor	DEN	_____
	1	AUER Daniel	AUT	_____
2	68	DRIJVER Bertold	HUN	_____
	146	KABASHNYI Valentyn	UKR	_____
3	91	ADOMAITIS Rokas	LTU	_____
	9	DEMAN Brem	BEL	_____
4	95	MIKUTIS Aivaras	LTU	_____
	127	BENNASSAR ROSSELLO Joan Marti	ESP	_____
5	113	RUDYK Bartosz	POL	_____
	118	CAIXAS Rodrigo	POR	_____
6	137	BOGLI Noah	SUI	_____
	89	KORNILOVS Vitalijs	LAT	_____
7	103	MEGENS Brian	NED	_____
	15	VANDENBRANDEN Noah	BEL	_____
8	51	BIGHAM Daniel	GBR	_____
	131	MARTORELL HAGA Erik	ESP	_____
9	138	IMHOF Claudio	SUI	_____
	109	MAJEWSKI Kacper	POL	_____
10	55	TANFIELD Charlie	GBR	_____
	82	MORO Manlio	ITA	_____
11	42	BUCK-GRAMCKO Tobias	GER	_____
	81	MILAN Jonathan	ITA	_____
12	44	HEINRICH Nicolas	GER	_____
	32	ERMENAULT Corentin	FRA	_____

Progression rule:

Fastest 2 riders race for Gold, and 3rd and 4th riders race for Bronze.

8-12 February 2023

Communiqué no. 58

Men's Points Race / Course aux points hommes

Results / Résultats

Thu 9 Feb 2023 - Race distance: 160 laps (40km) with 16 sprints

Elapsed time: **45:18**

Average Speed: **52.980km/h**

Rank	Race No.	Name	NAT	Sprint Number																Finish Order	Lap Points			Total Points	
				1	2	3	4	5	6	7	8	9	10	11	12	13	14	15	16		+	-	Balance		
1	78	CONSONNI Simone	ITA			2			5	5				5	3	2		5	1	6	2	20		20	54
2	135	TORRES BARCELO Albert	ESP	5	3								5	3			3	2		10	1	20		20	51
3	35	GRONDIN Donavan	FRA	2		5			3	3				3	2	5			5		5	20		20	48
4	11	GHYS Robbe	BEL	3								2	1	1			5	3		4	3	20		20	39
5	26	HANSEN Tobias	DEN					2	2		5		5							3	10	20		20	37
6	121	NARCISO Diogo	POR	1			5	3				1	2					2		2	4	40	20	20	36
7	54	PERRETT William	GBR			3	2	5										1			6	40	20	20	31
8	68	DRIJVER Bertold	HUN				1	2										1			8	40	20	20	24
9	98	HAVIK Yoeri	NED		5													3			14				8
10	50	TEUTENBERG Tim Torn	GER		2				1												16				3
11	111	PSZCZOLARSKI Wojciech	POL								2										13	20	20	0	2
12	136	JOHANSSON Gustav	SWE																		12				0
13	139	RUEGG Lukas	SUI		1						1					1					7		20	-20	-17
14	76	YOGEV Alon	ISR						1										2		9	20	40	-20	-17
15	122	CRISTA Daniel	ROU																		15		20	-20	-20
16	4	SCHMIDBAUER Maximilian	AUT				3	1													11		40	-40	-36
17	17	KŘENEK Adam	CZE																		17		60	-60	-60
18	148	YAKOVLEV Mykyta	UKR			1					3												40	-40	DNF
19	123	CHREN Martin	SVK																				40	-40	DNF
20	6	MIKAYILZADE Musa	AZE																				60	-60	DNF
21	91	ADOMAITIS Rokas	LTU																				20	-20	DNF
22	89	KORNILOVS Vitalijs	LAT																				60	-60	DNF

LEGEND	-	Points lost	+	Points gained	DNF	Did Not Finish	No.	Number
---------------	---	-------------	---	---------------	------------	----------------	------------	--------



Men's Points Race / Course aux points hommes

Start List / Liste de départ

Thu 9 Feb 2023 - Race distance: 160 laps (40km) with 16 sprints

Race Number	Name	NAT
At the fence		
54	PERRETT William	GBR
136	JOHANSSON Gustav	SWE
148	YAKOVLEV Mykyta	UKR
123	CHREN Martin	SVK
121	NARCISO Diogo	POR
11	GHYS Robbe	BEL
135	TORRES BARCELO Albert	ESP
17	KŘENEK Adam	CZE
91	ADOMAITIS Rokas	LTU
139	RUEGG Lukas	SUI
26	HANSEN Tobias	DEN
At the blue band		
98	HAVIK Yoeri	NED
111	PSZCZOLARSKI Wojciech	POL
122	CRISTA Daniel	ROU
76	YOGEV Alon	ISR
68	DRIJVER Bertold	HUN
4	SCHMIDBAUER Maximilian	AUT
50	TEUTENBERG Tim Torn	GER
6	MIKAYILZADE Musa	AZE
89	KORNILOVS Vitalijs	LAT
35	GRONDIN Donavan	FRA
78	CONSONNI Simone	ITA

Men's Scratch Race / Course scratch hommes

Results / Résultats

Fri 10 Feb 2023 - Race distance: 60 laps (15km)

Elapsed time: **16:34**

Average Speed: **54.326km/h**

Rank	Race Number	Name	NAT	Comments
GOLD	60	WOOD Oliver	GBR	
SILVER	97	EEFTING Roy	NED	
BRONZE	35	GRONDIN Donavan	FRA	
4	10	DENS Tuur	BEL	
5	50	TEUTENBERG Tim Torn	GER	
6	119	LEITAO Iuri	POR	
7	135	TORRES BARCELO Albert	ESP	
8	5	WAFLEER Tim	AUT	
9	25	BEVORT Carl-Frederik	DEN	
10	110	PROKOPYSZYN Filip	POL	
11	147	TSARENKO Kyrilo	UKR	
12	141	VOGEL Alex	SUI	-1 Lap
13	84	PINAZZI Mattia	ITA	DNF
14	23	ŠTEC Radovan	CZE	DNF
14	66	VOLIKAKIS Christos	GRE	DNF
14	71	MURPHY Jack Bernard	IRL	DNF
14	73	LOGIONOV Vladislav	ISR	DNF
14	123	CHREN Martin	SVK	DNF
19	6	MIKAYILZADE Musa	AZE	DNF
19	90	NEMILOSTIVIJS George	LAT	DNF
19	94	MATUZEVIČIUS Žygimantas	LTU	DNF

LEGEND

DNF Did Not Finish

Men's Scratch Race / Course scratch hommes

Start List / Liste de départ

Fri 10 Feb 2023 - Race distance: 60 laps (15km)

Race Number	Name	NAT
At the fence		
97	EEFTING Roy	NED
10	DENS Tuur	BEL
5	WAFLER Tim	AUT
119	LEITAO Iuri	POR
60	WOOD Oliver	GBR
73	LOGIONOV Vladislav	ISR
50	TEUTENBERG Tim Torn	GER
71	MURPHY Jack Bernard	IRL
147	TSARENKO Kyrylo	UKR
94	MATUZEVIČIUS Žygimantas	LTU
90	NEMILOSTIVIJS George	LAT
At the blue band		
84	PINAZZI Mattia	ITA
35	GRONDIN Donavan	FRA
110	PROKOPYSZYN Filip	POL
123	CHREN Martin	SVK
141	VOGEL Alex	SUI
135	TORRES BARCELO Albert	ESP
66	VOLIKAKIS Christos	GRE
6	MIKAYILZADE Musa	AZE
23	ŠTEC Radovan	CZE
25	BEVORT Carl-Frederik	DEN

Men's Elimination Race / Course par élimination hommes

Results / Résultats

Wed 8 Feb 2023

Elapsed time: 12:26

Average Speed: 51.877km/h

Rank	Race Number	Name	NAT
GOLD	50	TEUTENBERG Tim Torn	GER
SILVER	117	OLIVEIRA Rui Felipe	POR
BRONZE	99	HEIJNEN Philip	NED
4	35	GRONDIN Donavan	FRA
5	88	VIVIANI Elia	ITA
6	12	HESTERS Jules	BEL
7	26	HANSEN Tobias	DEN
8	18	RUGOVAC Denis	CZE
9	66	VOLIKAKIS Christos	GRE
10	131	MARTORELL HAGA Erik	ESP
11	2	KOKAS Raphael	AUT
12	146	KABASHNYI Valentyn	UKR
13	74	TENE Rotem	ISR
14	61	WRIGHT Fred	GBR
15	124	ROVDER Pavol	SVK
16	94	MATUZEVIČIUS Žygimantas	LTU
17	110	PROKOPYSZYN Filip	POL
18	142	BIELER Dominik	SUI
19	90	NEMILOSTIVIJS George	LAT
20	6	MIKAYILZADE Musa	AZE

No 12 HESTERS Jules (BEL)

Has been relegated for dangerous riding during the race.

A été déclassé(e) pour manoeuvre dangereuse au cours de l'épreuve.

No 74 TENE Rotem (ISR)

Has been relegated for riding on the blue band.

A été déclassé(e) pour avoir roulé sur la côte d'azur.

Men's Elimination Race / Course par élimination hommes

Start List / Liste de départ

Wed 8 Feb 2023

Race Number	Name	NAT
At the fence		
12	HESTERS Jules	BEL
74	TENE Rotem	ISR
26	HANSEN Tobias	DEN
131	MARTORELL HAGA Erik	ESP
110	PROKOPYSZYN Filip	POL
66	VOLIKAKIS Christos	GRE
146	KABASHNYI Valentyn	UKR
2	KOKAS Raphael	AUT
94	MATUZEVIČIUS Žygimantas	LTU
90	NEMILOSTIVIJS George	LAT
At the blue band		
88	VIVIANI Elia	ITA
50	TEUTENBERG Tim Torn	GER
99	HEIJNEN Philip	NED
18	RUGOVAC Denis	CZE
124	ROVDER Pavol	SVK
142	BIELER Dominik	SUI
117	OLIVEIRA Rui Felipe	POR
6	MIKAYILZADE Musa	AZE
35	GRONDIN Donavan	FRA
61	WRIGHT Fred	GBR

Men's Omnium / Omnium hommes

Final Classification / Classement final

Rank	Race Number	Name	NAT	Scratch Race 1/4	Tempo Race 2/4	Elimination Race 3/4	Sub Total Points	Points Race 4/4 (100 Laps - 25 Km)										Total Points			
								Sprint Points											Lap Points		Finish Order
								1	2	3	4	5	6	7	8	9	10		+	-	
GOLD	39	THOMAS Benjamin	FRA	20 (11)	38 (2)	40 (1)	98 (3)	3	5	5	3	5		1	2		40	-	21	162	
SILVER	78	CONSONNI Simone	ITA	32 (5)	28 (7)	38 (2)	98 (4)							5	3		40		11	146	
BRONZE	54	PERRETT William	GBR	22 (10)	34 (4)	26 (8)	82 (5)			1	5			3	5		40		10	136	
4	46	KLUGE Roger	GER	24 (9)	18 (12)	36 (3)	78 (7)		3		2	2	3			6	40		2	134	
5	132	MORA VEDRI Sebastian	ESP	38 (2)	32 (5)	30 (6)	100 (2)			2				5	1	1	20		22	129	
6	106	w van SCHIP Jan Willem	NED	40 (1)	30 (6)	32 (5)	102 (1)		1	3									16	106	
7	8	de VYLDER Lindsay	BEL	26 (8)	20 (11)	28 (7)	74 (8)					1	3			4	20		3	102	
8	27	LARSEN Niklas	DEN	4 (19)	22 (10)	34 (4)	60 (10)								10	20			1	90	
9	120	MATIAS Carlos Araujo Joao	POR	34 (4)	24 (9)	8 (17)	66 (9)					3				20			12	89	
10	140	THIEBAUD Valere	SUI	28 (7)	36 (3)	14 (14)	78 (6)					2							17	80	
11	115	SAJNOK Szymon	POL	14 (14)	2 (20)	24 (9)	40 (17)				1			2		2	20		4	65	
12	5	WAFLE Tim	AUT	16 (13)	16 (13)	22 (10)	54 (12)		2				5						5	61	
13	74	TENE Rotem	ISR	36 (3)	6 (18)	16 (13)	58 (11)					1							14	59	
14	71	MURPHY Jack Bernard	IRL	10 (16)	40 (1)	2 (20)	52 (13)	2											18	54	
15	20	VONEŠ Jan	CZE	6 (18)	26 (8)	20 (11)	52 (14)												6	52	
16	122	CRISTA Daniel	ROU	8 (17)	12 (15)	6 (18)	26 (19)										20		15	46	
17	66	VOLIKAKIS Christos	GRE	18 (12)	14 (14)	12 (15)	44 (15)												7	44	
18	68	DRIJVER Bertold	HUN	30 (6)	8 (17)	4 (19)	42 (16)												9	42	
19	95	MIKUTIS Aivaras	LTU	12 (15)	10 (16)	10 (16)	32 (18)	5											8	37	
20	136	JOHANSSON Gustav	SWE	1 (21)	4 (19)	18 (12)	23 (20)												19	23	
21	147	TSARENKO Kyrylo	UKR	2 (20)	1 (21)	1 (22)	4 (21)								2				13	6	
22	123	CHREN Martin	SVK	-39 (22)	1 (22)	1 (23)	-37 (23)	1											20	-36	
23	90	NEMILOSTIVIJS George	LAT	-39 (23)	1 (23)	1 (21)	-37 (22)											20	DNF	-57	
								Elapsed Time: 27:32 - Average Speed: 54.479km/h													

Communiqué approved by the Secretary of the Commissaires Panel:

Note:

Points scale for the first three races: 1st: 40 points, 2nd: 38 points, 3rd: 36 points, etc.

LEGEND

+ Points gained **-** Points lost **DNF** Did Not Finish **nn (x)** Points (Rank) **w** Warning

Men's Omnium / Omnium hommes

Results Progression / Tableau de progression

Rank	Race No.	Name	NAT		Scratch Race 1/4		Tempo Race 2/4		Elimination Race 3/4		Points Race 4/4
					Rank	Points	Rank	Points	Rank	Points	Points
1	39	THOMAS Benjamin	FRA	Race result:	11	20	2	38	1	40	64
				Overall:	11	20	5	58	3	98	162
2	78	CONSONNI Simone	ITA	Race result:	5	32	7	28	2	38	48
				Overall:	5	32	4	60	4	98	146
3	54	PERRETT William	GBR	Race result:	10	22	4	34	8	26	54
				Overall:	10	22	7	56	5	82	136
4	46	KLUGE Roger	GER	Race result:	9	24	12	18	3	36	56
				Overall:	9	24	11	42	7	78	134
5	132	MORA VEDRI Sebastian	ESP	Race result:	2	38	5	32	6	30	29
				Overall:	2	38	2	70	2	100	129
6	106	van SCHIP Jan Willem	NED	Race result:	1	40	6	30	5	32	4
				Overall:	1	40	1	70	1	102	106
7	8	de VYLDER Lindsay	BEL	Race result:	8	26	11	20	7	28	28
				Overall:	8	26	9	46	8	74	102
8	27	LARSEN Niklas	DEN	Race result:	19	4	10	22	4	34	30
				Overall:	19	4	16	26	10	60	90
9	120	MATIAS Carlos Araujo Joao	POR	Race result:	4	34	9	24	17	8	23
				Overall:	4	34	6	58	9	66	89
10	140	THIEBAUD Valere	SUI	Race result:	7	28	3	36	14	14	2
				Overall:	7	28	3	64	6	78	80
11	115	SAJNOK Szymon	POL	Race result:	14	14	20	2	9	24	25
				Overall:	14	14	19	16	17	40	65
12	5	WAFER Tim	AUT	Race result:	13	16	13	16	10	22	7
				Overall:	13	16	15	32	12	54	61
13	74	TENE Rotem	ISR	Race result:	3	36	18	6	13	16	1
				Overall:	3	36	10	42	11	58	59
14	71	MURPHY Jack Bernard	IRL	Race result:	16	10	1	40	20	2	2
				Overall:	16	10	8	50	13	52	54
15	20	VONEŠ Jan	CZE	Race result:	18	6	8	26	11	20	0
				Overall:	18	6	13	32	14	52	52
16	122	CRISTA Daniel	ROU	Race result:	17	8	15	12	18	6	20
				Overall:	17	8	18	20	19	26	46
17	66	VOLIKAKIS Christos	GRE	Race result:	12	18	14	14	15	12	0
				Overall:	12	18	14	32	15	44	44
18	68	DRIJVER Bertold	HUN	Race result:	6	30	17	8	19	4	0
				Overall:	6	30	12	38	16	42	42
19	95	MIKUTIS Aivaras	LTU	Race result:	15	12	16	10	16	10	5
				Overall:	15	12	17	22	18	32	37
20	136	JOHANSSON Gustav	SWE	Race result:	21	1	19	4	12	18	0
				Overall:	21	1	20	5	20	23	23
21	147	TSARENKO Kyrylo	UKR	Race result:	20	2	21	1	22	1	2
				Overall:	20	2	21	3	21	4	6
22	123	CHREN Martin	SVK	Race result:	22	-39	22	1	23	1	1
				Overall:	22	-39	22	-38	23	-37	-36
23	90	NEMILOSTIVIJS George	LAT	Race result:	23	-39	23	1	21	1	DNF
				Overall:	22	-39	23	-38	22	-37	-57

Men's Omnium / Omnium hommes

Results Progression / Tableau de progression

Rank	Race No.	Name	NAT	Scratch Race 1/4		Tempo Race 2/4		Elimination Race 3/4		Points Race 4/4
				Rank	Points	Rank	Points	Rank	Points	Points

Note:

Points scale for the first three races: 1st: 40 points, 2nd: 38 points, 3rd: 36 points, etc.

LEGEND

DNF Did Not Finish **No.** Number

Men's Omnium / Omnium hommes
Points Race 4\4 / Course aux points 4\4
Start List / Liste de départ

Sat 11 Feb 2023 - Race distance: 100 laps (25km) with 10 sprints

Race Number	Name	NAT
-------------	------	-----

At the fence

106	w van SCHIP Jan Willem	NED
39	THOMAS Benjamin	FRA
54	PERRETT William	GBR
46	KLUGE Roger	GER
120	MATIAS Carlos Araujo Joao	POR
74	TENE Rotem	ISR
71	MURPHY Jack Bernard	IRL
66	VOLIKAKIS Christos	GRE
115	SAJNOK Szymon	POL
122	CRISTA Daniel	ROU
147	TSARENKO Kyrylo	UKR
123	CHREN Martin	SVK

At the blue band

132	MORA VEDRI Sebastian	ESP
78	CONSONNI Simone	ITA
140	THIEBAUD Valere	SUI
8	de VYLDER Lindsay	BEL
27	LARSEN Niklas	DEN
5	WAFLEER Tim	AUT
20	VONEŠ Jan	CZE
68	DRIJVER Bertold	HUN
95	MIKUTIS Aivaras	LTU
136	JOHANSSON Gustav	SWE
90	NEMILOSTIVIJS George	LAT

LEGEND

w Warning

Men's Omnium / Omnium hommes
Elimination Race 3/4 / Course par élimination 3/4
Results / Résultats

Sat 11 Feb 2023

Elapsed time: 11:48

Average Speed: 54.661km/h

Rank	Race Number	Name	NAT
1	39	THOMAS Benjamin	FRA
2	78	CONSONNI Simone	ITA
3	46	KLUGE Roger	GER
4	27	LARSEN Niklas	DEN
5	106 w	van SCHIP Jan Willem	NED
6	132	MORA VEDRI Sebastian	ESP
7	8	de VYLDER Lindsay	BEL
8	54	PERRETT William	GBR
9	115	SAJNOK Szymon	POL
10	5	WAFLE Tim	AUT
11	20	VONEŠ Jan	CZE
12	136	JOHANSSON Gustav	SWE
13	74	TENE Rotem	ISR
14	140	THIEBAUD Valere	SUI
15	66	VOLIKAKIS Christos	GRE
16	95	MIKUTIS Aivaras	LTU
17	120	MATIAS Carlos Araujo Joao	POR
18	122	CRISTA Daniel	ROU
19	68	DRIJVER Bertold	HUN
20	71	MURPHY Jack Bernard	IRL
21	90	NEMILOSTIVIJS George	LAT
22	147	TSARENKO Kyrylo	UKR
23	123	CHREN Martin	SVK

No 106 van SCHIP Jan Willem (NED)

Warning for dangerous riding during the race.

Avertissement pour manoeuvre dangereuse au cours de l'épreuve.

LEGEND

w Warning

Men's Omnium / Omnium hommes
Elimination Race 3/4 / Course par élimination 3/4
Start List / Liste de départ

Sat 11 Feb 2023

Race Number	Name	NAT
-------------	------	-----

At the fence

106	van SCHIP Jan Willem	NED
140	THIEBAUD Valere	SUI
39	THOMAS Benjamin	FRA
54	PERRETT William	GBR
8	de VYLDER Lindsay	BEL
46	KLUGE Roger	GER
20	VONEŠ Jan	CZE
5	WAFLEER Tim	AUT
95	MIKUTIS Aivaras	LTU
115	SAJNOK Szymon	POL
147	TSARENKO Kyrylo	UKR
90	NEMILOSTIVIJS George	LAT

At the blue band

132	MORA VEDRI Sebastian	ESP
78	CONSONNI Simone	ITA
120	MATIAS Carlos Araujo Joao	POR
71	MURPHY Jack Bernard	IRL
74	TENE Rotem	ISR
68	DRIJVER Bertold	HUN
66	VOLIKAKIS Christos	GRE
27	LARSEN Niklas	DEN
122	CRISTA Daniel	ROU
136	JOHANSSON Gustav	SWE
123	CHREN Martin	SVK

Men's Omnium / Omnium hommes
Tempo Race 2/4 / Course tempo 2/4
Results / Résultats

Sat 11 Feb 2023 - Race distance: 40 laps (10km)

Elapsed time: **10:23**

Average Speed: **57.785km/h**

Rank	Race Number	Name	NAT	Sprints Won	Lap Points			Finish Order	Total Points
					+	-	Balance		
1	71	MURPHY Jack Bernard	IRL	2, 4, 5, 6, 7, 8, 9, 10, 11, 12, 13, 14	20		20	20	32
2	39	THOMAS Benjamin	FRA	17, 18, 23, 24, 29, 30	20		20	19	26
3	140	THIEBAUD Valere	SUI	19, 20, 21, 22	20		20	11	24
4	54	PERRETT William	GBR	15, 26	20		20	4	22
5	132	MORA VEDRI Sebastian	ESP	25, 27	20		20	9	22
6	106	van SCHIP Jan Willem	NED	28	20		20	14	21
7	78	CONSONNI Simone	ITA	16	20		20	16	21
8	20	VONEŠ Jan	CZE	3	20		20	17	21
9	120	MATIAS Carlos Araujo Joao	POR	31, 32				21	2
10	27	LARSEN Niklas	DEN	35				1	1
11	8	de VYLDER Lindsay	BEL	34				2	1
12	46	KLUGE Roger	GER	33				10	1
13	5	WAFLEER Tim	AUT	1	20	20	0	18	1
14	66	VOLIKAKIS Christos	GRE					3	0
15	122	CRISTA Daniel	ROU					5	0
16	95	MIKUTIS Aivaras	LTU					6	0
17	68	DRIJVER Bertold	HUN					7	0
18	74	TENE Rotem	ISR					8	0
19	136	JOHANSSON Gustav	SWE					12	0
20	115	SAJNOK Szymon	POL					13	0
21	147	TSARENKO Kyrylo	UKR					15	0
22	123	CHREN Martin	SVK					23	0
23	90	NEMILOSTIVIJS George	LAT			20	-20	22	-20

LEGEND

- Points lost + Points gained No. Number

Men's Omnium / Omnium hommes
Tempo Race 2/4 / Course tempo 2/4
Start List / Liste de départ

Sat 11 Feb 2023 - Race distance: 40 laps (10km)

Race Number	Name	NAT
At the fence		
106	van SCHIP Jan Willem	NED
74	TENE Rotem	ISR
78	CONSONNI Simone	ITA
140	THIEBAUD Valere	SUI
46	KLUGE Roger	GER
39	THOMAS Benjamin	FRA
5	WAFLEER Tim	AUT
95	MIKUTIS Aivaras	LTU
122	CRISTA Daniel	ROU
27	LARSEN Niklas	DEN
136	JOHANSSON Gustav	SWE
90	NEMILOSTIVIJS George	LAT
At the blue band		
132	MORA VEDRI Sebastian	ESP
120	MATIAS Carlos Araujo Joao	POR
68	DRIJVER Bertold	HUN
8	de VYLDER Lindsay	BEL
54	PERRETT William	GBR
66	VOLIKAKIS Christos	GRE
115	SAJNOK Szymon	POL
71	MURPHY Jack Bernard	IRL
20	VONEŠ Jan	CZE
147	TSARENKO Kyrylo	UKR
123	CHREN Martin	SVK

Men's Omnium / Omnium hommes
Scratch Race 1/4 / Course scratch 1/4
Results / Résultats

Sat 11 Feb 2023 - Race distance: 40 laps (10km)

Elapsed time: **10:44**

Average Speed: **55.901km/h**

Rank	Race Number	Name	NAT	Comments
1	106	van SCHIP Jan Willem	NED	
2	132	MORA VEDRI Sebastian	ESP	
3	74	TENE Rotem	ISR	
4	120	MATIAS Carlos Araujo Joao	POR	
5	78	CONSONNI Simone	ITA	
6	68	DRIJVER Bertold	HUN	
7	140	THIEBAUD Valere	SUI	
8	8	de VYLDER Lindsay	BEL	
9	46	KLUGE Roger	GER	
10	54	PERRETT William	GBR	
11	39	THOMAS Benjamin	FRA	
12	66	VOLIKAKIS Christos	GRE	
13	5	WAFLEER Tim	AUT	
14	115	SAJNOK Szymon	POL	
15	95	MIKUTIS Aivaras	LTU	
16	71	MURPHY Jack Bernard	IRL	
17	122	CRISTA Daniel	ROU	
18	20	VONEŠ Jan	CZE	
19	27	LARSEN Niklas	DEN	
20	147	TSARENKO Kyrylo	UKR	
21	136	JOHANSSON Gustav	SWE	-1 Lap
22	123	CHREN Martin	SVK	DNF
23	90	NEMILOSTIVIJS George	LAT	DNF

LEGEND

DNF Did Not Finish

Men's Omnium / Omnium hommes
Scratch Race 1/4 / Course scratch 1/4
Start List / Liste de départ

Sat 11 Feb 2023 - Race distance: 40 laps (10km)

Race Number	Name	NAT
At the fence		
132	MORA VEDRI Sebastian	ESP
39	THOMAS Benjamin	FRA
120	MATIAS Carlos Araujo Joao	POR
106	van SCHIP Jan Willem	NED
74	TENE Rotem	ISR
136	JOHANSSON Gustav	SWE
95	MIKUTIS Aivaras	LTU
66	VOLIKAKIS Christos	GRE
8	de VYLDER Lindsay	BEL
140	THIEBAUD Valere	SUI
147	TSARENKO Kyrylo	UKR
115	SAJNOK Szymon	POL
At the blue band		
122	CRISTA Daniel	ROU
54	PERRETT William	GBR
27	LARSEN Niklas	DEN
5	WAFLE Tim	AUT
71	MURPHY Jack Bernard	IRL
78	CONSONNI Simone	ITA
68	DRIJVER Bertold	HUN
20	VONEŠ Jan	CZE
123	CHREN Martin	SVK
46	KLUGE Roger	GER
90	NEMILOSTIVIJS George	LAT

8-12 February 2023

Communiqué no. 76

Men's Madison / Madison hommes

Results / Résultats

Sun 12 Feb 2023 - Race distance: 200 laps (50km) with 20 sprints

Elapsed time: **52:05**

Average Speed: **57.600km/h**

Rank	Race Number	NAT Name	Sprint Number																				Lap Points			Finish Order	Points
			1	2	3	4	5	6	7	8	9	10	11	12	13	14	15	16	17	18	19	20	+	-	Balance		
GOLD	5	GER - Germany	1		5	1		5	3	1	2	3	2	2	3		2	1			2	10				1	43
		Black KLUGE Roger																									
		Red REINHARDT Theo																									
SILVER	3	ITA - Italy		3		5		2	1						1	1	5	5	5	3	3				5	34	
		Black CONSONNI Simone																									
		Red SCARTEZZINI Michele																									
BRONZE	1	FRA - France		5	3					3		5	1	3	5	3			2		2				4	32	
		Black GRONDIN Donavan																									
		Red THOMAS Benjamin																									
4	7	POR - Portugal							5	5	5									5	5	6				2	31
		Black OLIVEIRA Rui Felipe																									
		Red LEITAO Iuri																									
5	4	BEL - Belgium	2				3			2				1		5	1				1				8	15	
		Black GHYS Robbe																									
		Red van den BOSSCHE Fabio																									
6	12	ESP - Spain		2		2		3						2							4				3	13	
		Black MORA VEDRI Sebastian																									
		Red TORRES BARCELO Albert																									
7	6	GBR - Great Britain	3	1	1		5	1			3		5	5					1	1			20	-20	6	6	
		Black WOOD Oliver																									
		Red WRIGHT Fred																									
8	8	DEN - Denmark					1		2				1								2				11	6	
		Black HANSEN Tobias																									
		Red STORM Theodor																									
9	2	NED - Netherlands	5			2	3	2				1	2	3			2	2					20	-20	7	2	
		Black HAVIK Yoeri																									
		Red HOPPEZAK Vincent																									
10	13	AUT - Austria																					20	-20	10	-20	
		Black KOKAS Raphael																									
		Red RITZINGER Felix																									
11	9	POL - Poland															3	3	3				40	-40	9	-31	
		Black PSZCZOLARSKI Wojciech																									
		Red SAJNOK Szymon																									
12	10	SUI - Switzerland																					40	-40	DNF		
		Black IMHOF Claudio																									
		Red RUEGG Lukas																									
12	15	UKR - Ukraine																					40	-40	DNF		
		Black KABASHNYI Valentyn																									
		Red YAKOVLEV Mykyta																									
14	11	CZE - Czech Republic																					40	-40	DNF		
		Black VONEŠ Jan																									
		Red ŠTEC Radovan																									
15	14	ISR - Israel																					40	-40	DNF		
		Black LOGIONOV Vladislav																									
		Red TENE Rotem																									
16	16	SVK - Slovakia																					40	-40	DNF		
		Black CHREN Martin																									
		Red ROVDER Pavol																									

Men's Madison / Madison hommes

Results / Résultats

Sun 12 Feb 2023 - Race distance: 200 laps (50km) with 20 sprints

Elapsed time: **52:05** Average Speed: **57.600km/h**

Rank	Race Number	NAT Name	Sprint Number																				Lap Points			Finish Order	Points
			1	2	3	4	5	6	7	8	9	10	11	12	13	14	15	16	17	18	19	20	+	-	Balance		

ESP - Spain

Warning for dangerous riding during the race.

Avertissement pour manoeuvre dangereuse au cours de l'épreuve.

LEGEND	
DNF	Did Not Finish
w	Warning

Men's Madison / Madison hommes

Start List / Liste de départ

Sun 12 Feb 2023 - Race distance: 200 laps (50km) with 20 sprints

Race Number	NAT	Colour	Name
At the fence			
1	FRA - France	BLACK RED	GRONDIN Donovan THOMAS Benjamin
3	ITA - Italy	BLACK RED	CONSONNI Simone SCARTEZZINI Michele
5	GER - Germany	BLACK RED	KLUGE Roger REINHARDT Theo
7	POR - Portugal	BLACK RED	OLIVEIRA Rui Felipe LEITAO Iuri
9	POL - Poland	BLACK RED	PSZCZOLARSKI Wojciech SAJNOK Szymon
11	CZE - Czech Republic	BLACK RED	VONEŠ Jan ŠTEC Radovan
13	AUT - Austria	BLACK RED	KOKAS Raphael RITZINGER Felix
15	UKR - Ukraine	BLACK RED	KABASHNYI Valentyn YAKOVLEV Mykyta
At the blue band			
2	NED - Netherlands	BLACK RED	HAVIK Yoeri HOPPEZAK Vincent
4	BEL - Belgium	BLACK RED	GHYS Robbe van den BOSSCHE Fabio
6	GBR - Great Britain	BLACK RED	WOOD Oliver WRIGHT Fred
8	DEN - Denmark	BLACK RED	HANSEN Tobias STORM Theodor
10	SUI - Switzerland	BLACK RED	IMHOF Claudio RUEGG Lukas
12	ESP - Spain	BLACK RED	MORA VEDRI Sebastian TORRES BARCELO Albert
14	ISR - Israel	BLACK RED	LOGIONOV Vladislav TENE Rotem

Men's Madison / Madison hommes

Start List / Liste de départ

Sun 12 Feb 2023 - Race distance: 200 laps (50km) with 20 sprints

Race Number	NAT	Colour	Name
16	SVK - Slovakia	BLACK	CHREN Martin
		RED	ROVDER Pavol

Women's Team Sprint / Vitesse par équipe femmes

Final Classification / Classement final

Wed 8 Feb 2023

World Record	45.967	GER - Germany	Saint-Quentin-en-Yvelines (FRA)	12 OCT 2022
---------------------	--------	---------------	---------------------------------	-------------

Rank	NAT / Name	Lap 1	Lap 2 Lap 1-2	Time Lap 2-3	Average Speed km/h
Final for Gold					
GOLD	1 GER - Germany	19.157	32.842	46.865	57.612
	30 FRIEDRICH Lea Sophie		13.685	14.023	
	31 GRABOSCH Pauline Sophie				
	32 HINZE Emma				
	35 PROPSTER Alessa-Catriona (R)				
SILVER	2 GBR - Great Britain	19.174	32.991	47.639	56.676
	42 BELL Lauren		13.817	14.648	
	45 FINUCANE Emma				
	47 MARCHANT Katy				
	43 CAPEWELL Sophie (R)				
Final for Bronze					
BRONZE	3 NED - Netherlands	19.277	33.122	47.431	56.925
	69 LAMBERINK Kyra		13.845	14.309	
	72 van der PEET Steffie				
	73 van der WOUW Hetty				
	4 FRA - France	20.356	35.139	49.181	54.899
	25 GROS Mathilde		14.783	14.042	
	26 KOUAME Taky Marie Divine				
	28 MICHAUX Julie				
Placed after First Round					
5	POL - Poland				
	76 KARWACKA Marlena				
	78 LOS Urszula				
	83 SIBIAK Nikola				
6	BEL - Belgium				
	5 DEGRENDELE Nicky				
	7 JENAER Valerie				
	10 VANHOOF Elke				
7	ITA - Italy				
	59 BARBIERI Rachele				
	60 CAPOBIANCHI Giada				
	64 VECE Miriam				
8	CZE - Czech Republic				
	12 JABORNIKOVA Anna				
	13 JABORNIKOVA Veronika				
	15 MIKŠANIKOVA Natalie				
Did not qualify for First Round					
9	UKR - Ukraine				
	101 BILETSKA Alla				
	103 HOLOD Yelyzaveta				
	105 LOHVINIUK Oleksandra				

Women's Team Sprint / Vitesse par équipe femmes

Final Classification / Classement final

Wed 8 Feb 2023

Rank	NAT / Name	Lap 1	Lap 2 Lap 1-2	Time Lap 2-3	Average Speed km/h
------	---------------	-------	------------------	-----------------	--------------------------

Note:
Riders are presented in their starting order.

LEGEND
R Replaced

8-12 February 2023

Women's Team Sprint / Vitesse par équipe femmes
Finals / Finales
Race Analysis / Analyse de la course

GOLD

Distance	GER - Germany			Lap	Distance	GBR - Great Britain		
	Time	Rank	Lap Time			Time	Rank	Lap Time
125m	11.699	1			125m	11.738	2	
250m	19.157	1	19.157	1	250m	19.174	2	19.174
375m	26.026	1			375m	26.049	2	
500m	32.842	1	13.685	2	500m	32.991	2	13.817
625m	39.774	1			625m	40.139	2	
750m	46.865	1	14.023	3	750m	47.639	2	14.648

BRONZE

Distance	NED - Netherlands			Lap	Distance	FRA - France		
	Time	Rank	Lap Time			Time	Rank	Lap Time
125m	11.846	1			125m	12.921	2	
250m	19.277	1	19.277	1	250m	20.356	2	20.356
375m	26.143	1			375m	27.856	2	
500m	33.122	1	13.845	2	500m	35.139	2	14.783
625m	40.152	1			625m	42.101	2	
750m	47.431	3	14.309	3	750m	49.181	4	14.042

Women's Team Sprint / Vitesse par équipe femmes
Finals / Finales
Start List / Liste de départ

Wed 8 Feb 2023 - Race distance: 3 laps

World Record	45.967 GER - Germany	Saint-Quentin-en-Yvelines (FRA)	12 OCT 2022
---------------------	----------------------	---------------------------------	-------------

Heat	Race Number	NAT / Name	Time
FOR BRONZE		NED - Netherlands	_____
	69	LAMBERINK Kyra	
	73	van der WOUW Hetty	
	72	van der PEET Steffie	
		FRA - France	_____
	26	KOUAME Taky Marie Divine	
	28	MICHAUX Julie	
	25	GROS Mathilde	
FOR GOLD		GER - Germany	_____
	31	GRABOSCH Pauline Sophie	
	32	HINZE Emma	
	30	FRIEDRICH Lea Sophie	
		GBR - Great Britain	_____
	42	BELL Lauren	
	45	FINUCANE Emma	
	47	MARCHANT Katy	

Note:
The composition of the teams may be subject to change up to 30 minutes before the start of the race. Sorted in the order given by the team.

Women's Team Sprint / Vitesse par équipe femmes
First Round / Premier tour
Results / Résultats

Wed 8 Feb 2023 - Race distance: 3 laps

World Record	45.967 GER - Germany	Saint-Quentin-en-Yvelines (FRA)	12 OCT 2022
---------------------	----------------------	---------------------------------	-------------

Heat	Rank	NAT / Name	Lap 1	Lap 2 Lap 1-2	Time Lap 2-3	Average Speed km/h	
1	1	NED - Netherlands	19.264	33.182	47.368	57.001	QB
		69 LAMBERINK Kyra		13.918	14.186		
		72 van der PEET Steffie					
		73 van der WOUW Hetty					
	2	POL - Poland	19.047	32.885	47.420	56.938	
		76 KARWACKA Marlena		13.838	14.535		
		78 LOS Urszula					
		83 SIBIAK Nikola					
2	1	GBR - Great Britain	19.132	33.064	47.156	57.257	QG
		42 BELL Lauren		13.932	14.092		
		43 CAPEWELL Sophie					
		45 FINUCANE Emma					
		MARCHANT Katy (R)					
	2	BEL - Belgium	19.628	34.224	48.824	55.301	
		5 DEGRENDELE Nicky		14.596	14.600		
		7 JENAER Valerie					
		10 VANHOOF Elke					
3	1	FRA - France	19.365	33.682	47.784	56.504	QB
		25 GROS Mathilde		14.317	14.102		
		26 KOUAME Taky Marie Divine					
		28 MICHAUX Julie					
	2	CZE - Czech Republic	20.091	34.380	49.353	54.708	
		12 JABORNIKOVA Anna		14.289	14.973		
		13 JABORNIKOVA Veronika					
		15 MIKŠANIKOVA Natalie					
4	1	GER - Germany	18.939	32.508	46.456	58.120	QG
		30 FRIEDRICH Lea Sophie		13.569	13.948		
		31 GRABOSCH Pauline Sophie					
		32 HINZE Emma					
		PROPSTER Alessa-Catriona (R)					
	2	ITA - Italy	20.098	34.032	49.001	55.101	
		59 BARBIERI Rachele		13.934	14.969		
		60 CAPOBIANCHI Giada					
		64 VECE Miriam					

Progression rule:

The fastest two winning teams race for the gold and silver medals, and the other two winning teams race for the bronze medal. Losers are classified from 5th to 8th place by their times in the First Round.

Women's Team Sprint / Vitesse par équipe femmes
First Round / Premier tour
Results / Résultats

Wed 8 Feb 2023 - Race distance: 3 laps

Heat	Rank	NAT / Name	Lap 1	Lap 2 Lap 1-2	Time Lap 2-3	Average Speed km/h
------	------	---------------	-------	------------------	-----------------	--------------------------

Note:

Riders are presented in their starting order.

LEGEND

QB Qualified for Bronze **QG** Qualified for Gold **R** Replaced

8-12 February 2023

Women's Team Sprint / Vitesse par équipe femmes
First Round / Premier tour
Race Analysis / Analyse de la course

Heat 1

NED - Netherlands					POL - Poland				
Distance	Time	Rank	Lap Time	Lap	Distance	Time	Rank	Lap Time	
125m	11.859	2			125m	11.540	1		
250m	19.264	2	19.264	1	250m	19.047	1	19.047	
375m	26.189	2			375m	25.909	1		
500m	33.182	2	13.918	2	500m	32.885	1	13.838	
625m	40.151	2			625m	40.026	1		
750m	47.368	1	14.186	3	750m	47.420	2	14.535	

Heat 2

GBR - Great Britain					BEL - Belgium				
Distance	Time	Rank	Lap Time	Lap	Distance	Time	Rank	Lap Time	
125m	11.739	1			125m	11.976	2		
250m	19.132	1	19.132	1	250m	19.628	2	19.628	
375m	26.033	1			375m	26.874	2		
500m	33.064	1	13.932	2	500m	34.224	2	14.596	
625m	40.084	1			625m	41.483	2		
750m	47.156	1	14.092	3	750m	48.824	2	14.600	

Heat 3

FRA - France					CZE - Czech Republic				
Distance	Time	Rank	Lap Time	Lap	Distance	Time	Rank	Lap Time	
125m	12.113	1			125m	12.222	2		
250m	19.365	1	19.365	1	250m	20.091	2	20.091	
375m	26.512	1			375m	27.227	2		
500m	33.682	1	14.317	2	500m	34.380	2	14.289	
625m	40.691	1			625m	41.730	2		
750m	47.784	1	14.102	3	750m	49.353	2	14.973	

Heat 4

GER - Germany					ITA - Italy				
Distance	Time	Rank	Lap Time	Lap	Distance	Time	Rank	Lap Time	
125m	11.573	1			125m	12.273	2		
250m	18.939	1	18.939	1	250m	20.098	2	20.098	
375m	25.762	1			375m	27.073	2		
500m	32.508	1	13.569	2	500m	34.032	2	13.934	
625m	39.405	1			625m	41.343	2		
750m	46.456	1	13.948	3	750m	49.001	2	14.969	

8-12 February 2023

Communiqué no. 79 Rectificatif 1

Women's Team Sprint / Vitesse par équipe femmes
First Round / Premier tour
Start List / Liste de départ

Wed 8 Feb 2023 - Race distance: 3 laps

World Record	45.967 GER - Germany	Saint-Quentin-en-Yvelines (FRA)	12 OCT 2022
---------------------	----------------------	---------------------------------	-------------

Heat	Race Number	NAT / Name	Time
1		NED - Netherlands	
	69	LAMBERINK Kyra	
	73	van der WOUW Hetty	
	72	van der PEET Steffie	
		POL - Poland	
	76	KARWACKA Marlena	
	78	LOS Urszula	
	83	SIBIAK Nikola	
2		GBR - Great Britain	
	42	BELL Lauren	
	43	CAPEWELL Sophie	
	45	FINUCANE Emma	
		BEL - Belgium	
	10	VANHOOF Eike	
	7	JENAER Valerie	
	5	DEGRENDELE Nicky	
3		FRA - France	
	26	KOUAME Taky Marie Divine	
	28	MICHAUX Julie	
	25	GROS Mathilde	
		CZE - Czech Republic	
	15	MIKŠANIKOVA Natalie	
	13	JABORNIKOVA Veronika	
12	JABORNIKOVA Anna		

8-12 February 2023

Communiqué no. 79 Rectificatif 1

Women's Team Sprint / Vitesse par équipe femmes
First Round / Premier tour
Start List / Liste de départ

Wed 8 Feb 2023 - Race distance: 3 laps

Heat	Race Number	NAT / Name	Time
4		GER - Germany	_____
	31	GRABOSCH Pauline Sophie	
	32	HINZE Emma	
	30	FRIEDRICH Lea Sophie	
		ITA - Italy	_____
	60	CAPOBIANCHI Giada	
64	VECE Miriam		
59	BARBIERI Rachele		

Progression rule:

The fastest two winning teams race for the gold and silver medals, and the other two winning teams race for the bronze medal. Losers are classified from 5th to 8th place by their times in the First Round.

Note:

The composition of the teams may be subject to change up to 30 minutes before the start of the race. Sorted in the order given by the team.

8-12 February 2023

Communiqué no. 78

Women's Team Sprint / Vitesse par équipe femmes
Qualifying / Qualifications
Results / Résultats

Wed 8 Feb 2023 - Race distance: 3 laps

World Record	45.967 GER - Germany	Saint-Quentin-en-Yvelines (FRA)	12 OCT 2022
---------------------	----------------------	---------------------------------	-------------

Rank	NAT / Name	Lap 1	Lap 2 Lap 1-2	Time Lap 2-3	Average Speed km/h	
1	GER - Germany	19.391 (4)	33.015 (1)	47.470 (1)	56.878	Q
	31 GRABOSCH Pauline Sophie		13.624 (1)	14.455 (2)		
	32 HINZE Emma					
	35 PROPSTER Alessa-Catriona					
2	FRA - France	19.320 (3)	33.695 (5)	47.785 (2)	56.503	Q
	26 KOUAME Taky Marie Divine		14.375 (7)	14.090 (1)		
	28 MICHAUX Julie					
	25 GROS Mathilde					
3	GBR - Great Britain	19.141 (1)	33.196 (2)	47.808 (3)	56.476	Q
	42 BELL Lauren		14.055 (4)	14.612 (5)		
	43 CAPEWELL Sophie					
	47 MARCHANT Katy					
4	NED - Netherlands	19.521 (5)	33.416 (4)	47.877 (4)	56.395	Q
	69 LAMBERINK Kyra		13.895 (2)	14.461 (3)		
	73 van der WOUW Hetty					
	72 van der PEET Steffie					
5	POL - Poland	19.254 (2)	33.263 (3)	47.919 (5)	56.345	Q
	76 KARWACKA Marlena		14.009 (3)	14.656 (6)		
	78 LOS Urszula					
	83 SIBIAK Nikola					
6	BEL - Belgium	19.991 (6)	34.491 (8)	49.083 (6)	55.009	Q
	10 VANHOOF Elke		14.500 (8)	14.592 (4)		
	7 JENAER Valerie					
	5 DEGRENDELE Nicky					
7	CZE - Czech Republic	20.032 (7)	34.360 (7)	49.313 (7)	54.752	Q
	15 MIKŠANIKOVA Natalie		14.328 (6)	14.953 (8)		
	13 JABORNIKOVA Veronika					
	12 JABORNIKOVA Anna					
8	ITA - Italy	20.271 (8)	34.342 (6)	49.558 (8)	54.482	Q
	60 CAPOBIANCHI Giada		14.071 (5)	15.216 (9)		
	64 VECE Miriam					
	59 BARBIERI Rachele					
9	UKR - Ukraine	22.226 (9)	37.140 (9)	52.009 (9)	51.914	
	103 HOLOD Yelyzaveta		14.914 (9)	14.869 (7)		
	101 BILETSKA Alla					
	105 LOHVINIUK Oleksandra					

Progression rule:

Fastest 8 teams qualify for the first round.

Note:

Riders are presented in their starting order.

LEGEND

Q Qualified

8-12 February 2023

Women's Team Sprint / Vitesse par équipe femmes
Qualifying / Qualifications
Race Analysis / Analyse de la course

Heat 1					Heat 2				
Distance	BEL - Belgium			Lap	Distance	ITA - Italy			
	Time	Rank	Lap Time			Time	Rank	Lap Time	
125m	12.194	7			125m	12.444	8		
250m	19.991	6	19.991	1	250m	20.271	8	20.271	
375m	27.181	7			375m	27.259	8		
500m	34.491	8	14.500	2	500m	34.342	6	14.071	
625m	41.717	7			625m	41.785	8		
750m	49.083	6	14.592	3	750m	49.558	8	15.216	

Heat 3					Heat 4				
Distance	CZE - Czech Republic			Lap	Distance	UKR - Ukraine			
	Time	Rank	Lap Time			Time	Rank	Lap Time	
125m	12.191	6			125m	13.765	9		
250m	20.032	7	20.032	1	250m	22.226	9	22.226	
375m	27.172	6			375m	29.713	9		
500m	34.360	7	14.328	2	500m	37.140	9	14.914	
625m	41.710	6			625m	44.550	9		
750m	49.313	7	14.953	3	750m	52.009	9	14.869	

Heat 5					Heat 6				
Distance	FRA - France			Lap	Distance	NED - Netherlands			
	Time	Rank	Lap Time			Time	Rank	Lap Time	
125m	12.052	4			125m	12.076	5		
250m	19.320	3	19.320	1	250m	19.521	5	19.521	
375m	26.558	5			375m	26.384	4		
500m	33.695	5	14.375	2	500m	33.416	4	13.895	
625m	40.689	5			625m	40.515	4		
750m	47.785	2	14.090	3	750m	47.877	4	14.461	

Heat 7					Heat 8				
Distance	GBR - Great Britain			Lap	Distance	POL - Poland			
	Time	Rank	Lap Time			Time	Rank	Lap Time	
125m	11.722	2			125m	11.719	1		
250m	19.141	1	19.141	1	250m	19.254	2	19.254	
375m	26.130	1			375m	26.179	2		
500m	33.196	2	14.055	2	500m	33.263	3	14.009	
625m	40.433	2			625m	40.496	3		
750m	47.808	3	14.612	3	750m	47.919	5	14.656	

Heat 9				
Distance	GER - Germany			Lap
	Time	Rank	Lap Time	
125m	11.896	3		
250m	19.391	4	19.391	1
375m	26.213	3		
500m	33.015	1	13.624	2
625m	40.105	1		
750m	47.470	1	14.455	3

8-12 February 2023

Communiqué no. 77

Women's Team Sprint / Vitesse par équipe femmes
Qualifying / Qualifications
Start List / Liste de départ

Wed 8 Feb 2023 - Race distance: 3 laps

World Record	45.967 GER - Germany	Saint-Quentin-en-Yvelines (FRA)	12 OCT 2022
---------------------	----------------------	---------------------------------	-------------

Heat	Race Number	NAT / Name	Time
1		BEL - Belgium	
	10	VANHOOF Elke	
	7	JENAER Valerie	
	5	DEGRENDELE Nicky	
2		ITA - Italy	
	60	CAPOBIANCHI Giada	
	64	VECE Miriam	
	59	BARBIERI Rachele	
3		CZE - Czech Republic	
	15	MIKŠANIKOVA Natalie	
	13	JABORNIKOVA Veronika	
	12	JABORNIKOVA Anna	
4		UKR - Ukraine	
	103	HOLOD Yelyzaveta	
	101	BILETSKA Alla	
	105	LOHVINIUK Oleksandra	
5		FRA - France	
	26	KOUAME Taky Marie Divine	
	28	MICHAUX Julie	
	25	GROS Mathilde	
6		NED - Netherlands	
	69	LAMBERINK Kyra	
	73	van der WOUW Hetty	
	72	van der PEET Steffie	
7		GBR - Great Britain	
	42	BELL Lauren	
	43	CAPEWELL Sophie	
	47	MARCHANT Katy	

8-12 February 2023

Communiqué no. 77

Women's Team Sprint / Vitesse par équipe femmes
Qualifying / Qualifications
Start List / Liste de départ

Wed 8 Feb 2023 - Race distance: 3 laps

Heat	Race Number	NAT / Name	Time
8		POL - Poland	_____
	76	KARWACKA Marlena	
	78	LOS Urszula	
9		GER - Germany	_____
	31	GRABOSCH Pauline Sophie	
	32	HINZE Emma	
	35	PROPSTER Alessa-Catriona	

Progression rule:

Fastest 8 teams qualify for the first round.

Note:

The composition of the teams may be subject to change up to 30 minutes before the start of the race. Sorted in the order given by the team.

Women's Sprint / Vitesse femmes

Final Classification / Classement final

Fri 10 Feb 2023

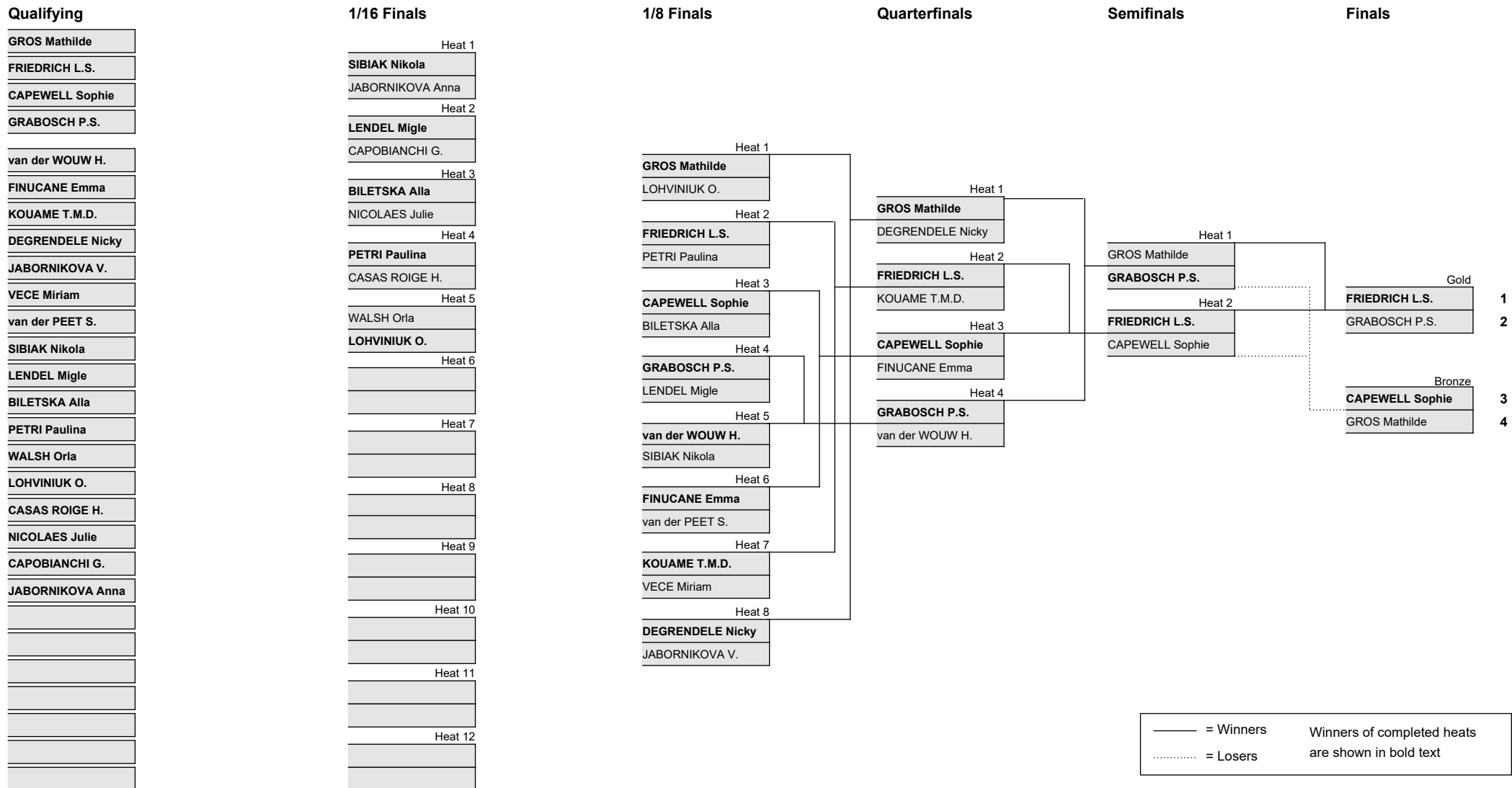
Rank	Race Number	Name	NAT	Race 1	Race 2	Decider
				200m Time:	11.015	10.992
				Average Speed km/h:	65.365	65.502
Final For Gold						
GOLD	1	30	FRIEDRICH Lea Sophie	GER	Winner	Winner
SILVER	2	31	GRABOSCH Pauline Sophie	GER	+0.088	+0.110
				200m Time:	10.893	11.147
				Average Speed km/h:	66.097	64.591
Final For Bronze						
BRONZE	3	43 w	CAPEWELL Sophie	GBR	Winner	Winner
	4	25	GROS Mathilde	FRA	+0.098	+0.122
Did not qualify for Semifinals						
	5	73	van der WOUW Hetty	NED		
	6	45	FINUCANE Emma	GBR		
	7	26	KOUAME Taky Marie Divine	FRA		
	8	5	DEGRENDELE Nicky	BEL		
Did not qualify for Quarterfinals						
	9	13	JABORNIKOVA Veronika	CZE		
	10	64	VECE Miriam	ITA		
	11	72	van der PEET Steffie	NED		
	12	83	SIBIAK Nikola	POL		
	13	67	LENDEL Migle	LTU		
	14	101	BILETSKA Alla	UKR		
	15	79	PETRI Paulina	POL		
	16	105	LOHVINIUK Oleksandra	UKR		
Did not qualify for 1/8 Finals						
	17	56	WALSH Orla	IRL		
	18	89	CASAS ROIGE Helena	ESP		
	19	9	NICOLAES Julie	BEL		
	20	60	CAPOBIANCHI Giada	ITA		
	21	12	JABORNIKOVA Anna	CZE		

LEGEND

w Warning

Women's Sprint / Vitesse femmes

Results Bracket / Tableau de progression



————— = Winners Winners of completed heats
 = Losers are shown in bold text

LEGEND
w Warning

Women's Sprint / Vitesse femmes
Finals / Finales
Start List / Liste de départ

Fri 10 Feb 2023 - Race distance: 3 laps

Race Number	Name	NAT	Race 1	Race 2	Decider
For Bronze					
		200m Time:			
		Average Speed km/h:			
25	GROS Mathilde	FRA			
43	w CAPEWELL Sophie	GBR			
For Gold					
		200m Time:			
		Average Speed km/h:			
31	GRABOSCH Pauline Sophie	GER			
30	FRIEDRICH Lea Sophie	GER			

LEGEND

w Warning

Women's Sprint / Vitesse femmes
Semifinals / Demi-finales
Results / Résultats

Fri 10 Feb 2023 - Race distance: 3 laps

Rank	Race Number	Name	NAT	Race 1	Race 2	Decider	
				200m Time:	11.187	11.146	11.183
				Average Speed km/h:	64.360	64.597	64.383
Heat 1							
1	31	GRABOSCH Pauline Sophie	GER	+0.030	Winner	Winner	Q
2	25	GROS Mathilde	FRA	Winner	+0.053	+0.036	
				200m Time:	11.092	10.943	
				Average Speed km/h:	64.912	65.795	
Heat 2							
1	30	FRIEDRICH Lea Sophie	GER	Winner	Winner		Q
2	43 w	CAPEWELL Sophie	GBR	+0.129	+0.118		

Progression rule:

The winners race for the gold and silver medals. The losers race for the bronze medal.

No 43 CAPEWELL Sophie (GBR)

Warning for entering the sprinter's lane when the opponent was already there.

Avertissement pour être entré dans le couloir des sprinters alors que son adversaire s'y trouvait déjà.

LEGEND

Q Qualified w Warning

Women's Sprint / Vitesse femmes
Semifinals / Demi-finales
Start List / Liste de départ

Fri 10 Feb 2023 - Race distance: 3 laps

Race Number	Name	NAT	Race 1	Race 2	Decider
Heat 1					
			200m Time:		
			Average Speed km/h:		
25	GROS Mathilde	FRA			
31	GRABOSCH Pauline Sophie	GER			
Heat 2					
			200m Time:		
			Average Speed km/h:		
30	FRIEDRICH Lea Sophie	GER			
43	CAPEWELL Sophie	GBR			

Progression rule:

The winners race for the gold and silver medals. The losers race for the bronze medal.

Women's Sprint / Vitesse femmes
Quarterfinals / Quart de finales
Results / Résultats

Thu 9 Feb 2023 - Race distance: 3 laps

Rank	Race Number	Name	NAT	Race 1	Race 2	Decider
				200m Time:	11.270	11.380
				Average Speed km/h:	63.886	63.269
Heat 1						
1	25	GROS Mathilde	FRA	Winner	Winner	Q
2	5	DEGRENDELE Nicky	BEL	+0.044	+0.084	
				200m Time:	11.141	11.373
				Average Speed km/h:	64.626	63.308
Heat 2						
1	30	FRIEDRICH Lea Sophie	GER	Winner	Winner	Q
2	26	KOUAME Taky Marie Divine	FRA	+0.083	+0.135	
				200m Time:	11.154	11.317
				Average Speed km/h:	64.551	63.621
Heat 3						
1	43	CAPEWELL Sophie	GBR	Winner	Winner	Q
2	45	FINUCANE Emma	GBR	+0.028	+0.005	
				200m Time:	11.252	11.221
				Average Speed km/h:	63.989	64.165
Heat 4						
1	31	GRABOSCH Pauline Sophie	GER	Winner	Winner	Q
2	73	van der WOUW Hetty	NED	+0.101	+0.119	

Progression rule:

The winner of each heat qualifies to the Semifinals.

LEGEND

Q Qualified

8-12 February 2023

Communiqué no. 89

Women's Sprint / Vitesse femmes
Quarterfinals / Quart de finales
Start List / Liste de départ

Thu 9 Feb 2023 - Race distance: 3 laps

Race Number	Name	NAT	Race 1	Race 2	Decider
Heat 1					
		200m Time:			
		Average Speed km/h:			
25	GROS Mathilde	FRA			
5	DEGRENDELE Nicky	BEL			
Heat 2					
		200m Time:			
		Average Speed km/h:			
30	FRIEDRICH Lea Sophie	GER			
26	KOUAME Taky Marie Divine	FRA			
Heat 3					
		200m Time:			
		Average Speed km/h:			
43	CAPEWELL Sophie	GBR			
45	FINUCANE Emma	GBR			
Heat 4					
		200m Time:			
		Average Speed km/h:			
31	GRABOSCH Pauline Sophie	GER			
73	van der WOUW Hetty	NED			

Progression rule:

The winner of each heat qualifies to the Semifinals.

8-12 February 2023

Communiqué no. 88

Women's Sprint / Vitesse femmes
1/8 Finals / 1/8 de finale
Results / Résultats

Thu 9 Feb 2023 - Race distance: 3 laps

Rank	Race Number	Name	NAT		
				200m Time:	11.247
				Average Speed km/h:	64.017
Heat 1					
1	25	GROS Mathilde	FRA	Winner	Q
2	105	LOHVINIUK Oleksandra	UKR	+0.077	
				200m Time:	11.193
				Average Speed km/h:	64.326
Heat 2					
1	30	FRIEDRICH Lea Sophie	GER	Winner	Q
2	79	PETRI Paulina	POL	+0.089	
				200m Time:	11.127
				Average Speed km/h:	64.707
Heat 3					
1	43	CAPEWELL Sophie	GBR	Winner	Q
2	101	BILETSKA Alla	UKR	+0.094	
				200m Time:	11.131
				Average Speed km/h:	64.684
Heat 4					
1	31	GRABOSCH Pauline Sophie	GER	Winner	Q
2	67	LENDEL Migle	LTU	+0.316	
				200m Time:	11.329
				Average Speed km/h:	63.554
Heat 5					
1	73	van der WOUW Hetty	NED	Winner	Q
2	83	SIBIAK Nikola	POL	+0.125	
				200m Time:	11.094
				Average Speed km/h:	64.520
Heat 6					
1	45	FINUCANE Emma	GBR	Winner	Q
2	72	van der PEET Steffie	NED	+0.000	
				200m Time:	11.104
				Average Speed km/h:	64.841
Heat 7					
1	26	KOUAME Taky Marie Divine	FRA	Winner	Q
2	64	VECE Miriam	ITA	+0.050	
				200m Time:	11.330
				Average Speed km/h:	63.548
Heat 8					
1	5	DEGRENDELE Nicky	BEL	Winner	Q
2	13	JABORNIKOVA Veronika	CZE	+0.148	

Progression rule:

The winner of each heat qualifies to the Quarterfinals.

Note:

The average speed is taken over the last 200m.

LEGEND

Q Qualified

8-12 February 2023

Communiqué no. 87

Women's Sprint / Vitesse femmes
1/8 Finals / 1/8 de finale
Start List / Liste de départ

Thu 9 Feb 2023 - Race distance: 3 laps

Race Number	Name	NAT
Heat 1		
		200m Time:
		Average Speed km/h:
25	GROS Mathilde	FRA
105	LOHVINIUK Oleksandra	UKR
Heat 2		
		200m Time:
		Average Speed km/h:
30	FRIEDRICH Lea Sophie	GER
79	PETRI Paulina	POL
Heat 3		
		200m Time:
		Average Speed km/h:
43	CAPEWELL Sophie	GBR
101	BILETSKA Alla	UKR
Heat 4		
		200m Time:
		Average Speed km/h:
31	GRABOSCH Pauline Sophie	GER
67	LENDEL Migle	LTU
Heat 5		
		200m Time:
		Average Speed km/h:
73	van der WOUW Hetty	NED
83	SIBIAK Nikola	POL
Heat 6		
		200m Time:
		Average Speed km/h:
45	FINUCANE Emma	GBR
72	van der PEET Steffie	NED
Heat 7		
		200m Time:
		Average Speed km/h:
26	KOUAME Taky Marie Divine	FRA
64	VECE Miriam	ITA
Heat 8		
		200m Time:
		Average Speed km/h:
5	DEGRENDELE Nicky	BEL
13	JABORNIKOVA Veronika	CZE

Progression rule:

The winner of each heat qualifies to the Quarterfinals.

8-12 February 2023

Communiqué no. 86

Women's Sprint / Vitesse femmes
1/16 Finals / 1/16 de finale
Results / Résultats

Thu 9 Feb 2023 - Race distance: 3 laps

Rank	Race Number	Name	NAT		
				200m Time:	11.465
				Average Speed km/h:	62.800
Heat 1					
1	83	SIBIAK Nikola	POL	Winner	Q
2	12	JABORNIKOVA Anna	CZE	+0.312	
				200m Time:	11.836
				Average Speed km/h:	60.831
Heat 2					
1	67	LENDEL Migle	LTU	Winner	Q
2	60	CAPOBIANCHI Giada	ITA	+0.082	
				200m Time:	11.595
				Average Speed km/h:	62.096
Heat 3					
1	101	BILETSKA Alla	UKR	Winner	Q
2	9	NICOLAES Julie	BEL	+0.630	
				200m Time:	11.449
				Average Speed km/h:	62.888
Heat 4					
1	79	PETRI Paulina	POL	Winner	Q
2	89	CASAS ROIGE Helena	ESP	+0.060	
				200m Time:	11.601
				Average Speed km/h:	62.064
Heat 5					
1	105	LOHVINIUK Oleksandra	UKR	Winner	Q
2	56	WALSH Orla	IRL	+0.070	

Progression rule:

The winner of each heat qualifies to the 1/8 Finals.

Note:

The average speed is taken over the last 200m.

LEGEND

Q Qualified

8-12 February 2023

Communiqué no. 85

Women's Sprint / Vitesse femmes
1/16 Finals / 1/16 de finale
Start List / Liste de départ

Thu 9 Feb 2023 - Race distance: 3 laps

Race Number	Name	NAT	200m Time:	Average Speed km/h:
Heat 1				
83	SIBIAK Nikola	POL		
12	JABORNIKOVA Anna	CZE		
Heat 2				
67	LENDEL Migle	LTU		
60	CAPOBIANCHI Giada	ITA		
Heat 3				
101	BILETSKA Alla	UKR		
9	NICOLAES Julie	BEL		
Heat 4				
79	PETRI Paulina	POL		
89	CASAS ROIGE Helena	ESP		
Heat 5				
56	WALSH Orla	IRL		
105	LOHVINIUK Oleksandra	UKR		

Progression rule:

The winner of each heat qualifies to the 1/8 Finals.

8-12 February 2023

Communiqué no. 84

Women's Sprint / Vitesse femmes
Qualifying / Qualifications
Results / Résultats

Thu 9 Feb 2023 - Race distance: 200m flying start (3.5 laps)

World Record		10.154 MITCHELL Kelsey		CAN Cochabamba (BOL)	4 SEP 2019		
Rank	Race Number	Name	NAT	100m	Time 100-200	Average Speed km/h	
1	25	GROS Mathilde	FRA	5.251 (3)	10.524 5.273 (1)	68.415	Q
2	30	FRIEDRICH Lea Sophie	GER	5.215 (1)	10.565 5.350 (2)	68.150	Q
3	43	CAPEWELL Sophie	GBR	5.220 (2)	10.570 5.350 (2)	68.117	Q
4	31	GRABOSCH Pauline Sophie	GER	5.254 (4)	10.606 5.352 (4)	67.886	Q
5	73	van der WOUW Hetty	NED	5.260 (5)	10.639 5.379 (5)	67.676	Q
6	45	FINUCANE Emma	GBR	5.279 (6)	10.743 5.464 (8)	67.020	Q
7	26	KOUAME Taky Marie Divine	FRA	5.334 (7)	10.777 5.443 (6)	66.809	Q
8	5	DEGRENDELE Nicky	BEL	5.385 (10)	10.832 5.447 (7)	66.470	Q
9	13	JABORNIKOVA Veronika	CZE	5.358 (9)	10.862 5.504 (10)	66.286	Q
10	64	VECE Miriam	ITA	5.354 (8)	10.888 5.534 (12)	66.128	Q
11	72	van der PEET Steffie	NED	5.406 (12)	10.909 5.503 (9)	66.001	Q
12	83	SIBIAK Nikola	POL	5.386 (11)	10.912 5.526 (11)	65.982	Q
13	67	LENDEL Migle	LTU	5.417 (13)	11.026 5.609 (14)	65.300	Q
14	101	BILETSKA Alla	UKR	5.462 (14)	11.081 5.619 (15)	64.976	Q
15	79	PETRI Paulina	POL	5.494 (16)	11.100 5.606 (13)	64.865	Q
16	56	WALSH Orla	IRL	5.483 (15)	11.159 5.676 (16)	64.522	Q
17	105	LOHVINIUK Oleksandra	UKR	5.551 (17)	11.272 5.721 (17)	63.875	Q
18	89	CASAS ROIGE Helena	ESP	5.613 (19)	11.349 5.736 (18)	63.442	Q
19	9	NICOLAES Julie	BEL	5.612 (18)	11.352 5.740 (19)	63.425	Q
20	60	CAPOBIANCHI Giada	ITA	5.625 (20)	11.371 5.746 (20)	63.319	Q
21	12	JABORNIKOVA Anna	CZE	5.638 (21)	11.425 5.787 (21)	63.020	Q

8-12 February 2023

Communiqué no. 84

Women's Sprint / Vitesse femmes
Qualifying / Qualifications
Results / Résultats

Thu 9 Feb 2023 - Race distance: 200m flying start (3.5 laps)

Rank	Race Number	Name	NAT	100m	Time 100-200	Average Speed km/h
------	-------------	------	-----	------	--------------	--------------------

Progression rule:

Top 11 riders qualify for 1/8 Finals. 12th to 21th places qualify for 1/16 Finals.

LEGEND

Q Qualified

**Women's Sprint / Vitesse femmes
Qualifying / Qualifications
Start List / Liste de départ**

Thu 9 Feb 2023 - Race distance: 200m flying start (3.5 laps)

World Record	10.154 MITCHELL Kelsey	CAN Cochabamba (BOL)	4 SEP 2019
---------------------	------------------------	----------------------	------------

Heat	Race Number	Name	NAT	Time
1	12	JABORNIKOVA Anna	CZE	_____
2	9	NICOLAES Julie	BEL	_____
3	67	LENDEL Mige	LTU	_____
4	60	CAPOBIANCHI Giada	ITA	_____
5	45	FINUCANE Emma	GBR	_____
6	101	BILETSKA Alla	UKR	_____
7	105	LOHVINIUK Oleksandra	UKR	_____
8	13	JABORNIKOVA Veronika	CZE	_____
9	83	SIBIAK Nikola	POL	_____
10	79	PETRI Paulina	POL	_____
11	56	WALSH Orla	IRL	_____
12	5	DEGRENDELE Nicky	BEL	_____
13	72	van der PEET Steffie	NED	_____
14	64	VECE Miriam	ITA	_____
15	89	CASAS ROIGE Helena	ESP	_____
16	31	GRABOSCH Pauline Sophie	GER	_____
17	26	KOUAME Taky Marie Divine	FRA	_____
18	43	CAPEWELL Sophie	GBR	_____
19	73	van der WOUW Hetty	NED	_____
20	30	FRIEDRICH Lea Sophie	GER	_____
21	25	GROS Mathilde	FRA	_____

Progression rule:

Top 11 riders qualify for 1/8 Finals. 12th to 21th places qualify for 1/16 Finals.

Women's Keirin / Keirin femmes

Final Classification / Classement final

Sun 12 Feb 2023 - Race distance: 6 laps

Rank	Race Number	Name	NAT	Time Behind
------	-------------	------	-----	-------------

Final 1-6

200m Time: 10.979
Average Speed: 65.580km/h

GOLD	30	FRIEDRICH Lea Sophie	GER	
SILVER	45	FINUCANE Emma	GBR	+0.108
BRONZE	32	HINZE Emma	GER	+0.140
4	72	van der PEET Steffie	NED	+0.225
5	5	DEGRENDELE Nicky	BEL	+0.237
6	25	GROS Mathilde	FRA	+0.897

Final 7-12

200m Time: 11.770
Average Speed: 61.172km/h

7	76	KARWACKA Marlena	POL	
8	89	CASAS ROIGE Helena	ESP	+0.050
9	26	KOUAME Taky Marie Divine	FRA	+0.079
10	43	CAPEWELL Sophie	GBR	+0.159
11	64	VECE Miriam	ITA	+0.184
12	60	CAPOBIANCHI Giada	ITA	+0.299

Did not qualify from Repechages

13	7	JENAER Valerie	BEL	
13	73	van der WOUW Hetty	NED	
13	101	BILETSKA Alla	UKR	
16	56	WALSH Orla	IRL	
16	78	LOS Urszula	POL	
16	105	LOHVINIUK Oleksandra	UKR	
19	13	JABORNIKOVA Veronika	CZE	
19	67	LENDEL Migle	LTU	
19	12	JABORNIKOVA Anna	CZE	REL

LEGEND

REL Relegated

Women's Keirin / Keirin femmes
Finals / Finales
Start List / Liste de départ

Sun 12 Feb 2023 - Race distance: 6 laps

Race Number	Name	NAT
Final 7-12		
26	KOUAME Taky Marie Divine	FRA
43	CAPEWELL Sophie	GBR
60	CAPOBIANCHI Giada	ITA
64	VECE Miriam	ITA
76	KARWACKA Marlena	POL
89	CASAS ROIGE Helena	ESP
Final 1-6		
5	DEGRENDELE Nicky	BEL
25	GROS Mathilde	FRA
30	FRIEDRICH Lea Sophie	GER
32	HINZE Emma	GER
45	FINUCANE Emma	GBR
72	van der PEET Steffie	NED

8-12 February 2023

Communiqué no. 100

Women's Keirin / Keirin femmes
Second Round / Deuxième tour
Results / Résultats

Sun 12 Feb 2023 - Race distance: 6 laps

Rank	Race Number	Name	NAT	Time Behind
				200m Time: 10.915
				Average Speed: 65.964km/h
Heat 1				
1	32	HINZE Emma	GER	Q
2	45	FINUCANE Emma	GBR	+0.052 Q
3	25	GROS Mathilde	FRA	+0.351 Q
4	89	CASAS ROIGE Helena	ESP	+0.758
5	60	CAPOBIANCHI Giada	ITA	+0.793
6	64	VECE Miriam	ITA	+1.520
				200m Time: 11.157
				Average Speed: 64.533km/h
Heat 2				
1	30	FRIEDRICH Lea Sophie	GER	Q
2	5	DEGREDELE Nicky	BEL	+0.073 Q
3	72	van der PEET Steffie	NED	+0.085 Q
4	26	KOUAME Taky Marie Divine	FRA	+0.390
5	76	KARWACKA Marlena	POL	+0.656
6	43	CAPEWELL Sophie	GBR	+0.969

Progression rule:

The first three riders in each heat qualify to Final 1-6, all other riders advance to Final 7-12.

LEGEND

Q Qualified

8-12 February 2023

Communiqué no. 100

Women's Keirin / Keirin femmes
Second Round / Deuxième tour
Start List / Liste de départ

Sun 12 Feb 2023 - Race distance: 6 laps

Race Number	Name	NAT
Heat 1		
25	GROS Mathilde	FRA
32	HINZE Emma	GER
45	FINUCANE Emma	GBR
60	CAPOBIANCHI Giada	ITA
64	VECE Miriam	ITA
89	CASAS ROIGE Helena	ESP
Heat 2		
5	DEGRENDELE Nicky	BEL
26	KOUAME Taky Marie Divine	FRA
30	FRIEDRICH Lea Sophie	GER
43	CAPEWELL Sophie	GBR
72	van der PEET Steffie	NED
76	KARWACKA Marlena	POL

Progression rule:

The first three riders in each heat qualify to Final 1-6, all other riders advance to Final 7-12.

Women's Keirin / Keirin femmes
First Round Repechage / Repêchage premier tour
Results / Résultats

Sun 12 Feb 2023 - Race distance: 6 laps

Rank	Race Number	Name	NAT	Time Behind
				200m Time: 11.775
				Average Speed: 61.146km/h
Heat 1				
1	60	CAPOBIANCHI Giada	ITA	Q
2	26	KOUAME Taky Marie Divine	FRA	+0.067 Q
3	101	BILETSKA Alla	UKR	+0.127
4	56	WALSH Orla	IRL	+0.174
5	12 w	JABORNIKOVA Anna	CZE	REL
				200m Time: 11.523
				Average Speed: 62.484km/h
Heat 2				
1	76	KARWACKA Marlena	POL	Q
2	89	CASAS ROIGE Helena	ESP	+0.098 Q
3	7	JENAER Valerie	BEL	+0.122
4	105	LOHVINIUK Oleksandra	UKR	+0.202
5	67	LENDEL Migle	LTU	+0.591
				200m Time: 10.978
				Average Speed: 65.586km/h
Heat 3				
1	5	DEGRENDELE Nicky	BEL	Q
2	64	VECE Miriam	ITA	+0.144 Q
3	73	van der WOUW Hetty	NED	+0.149
4	78	LOS Urszula	POL	+0.333
5	13	JABORNIKOVA Veronika	CZE	+0.707

Progression rule:

The first two riders in each heat qualify to 2nd Round.

No 12 JABORNIKOVA Anna (CZE)

Warning for entering the sprinter's lane when the opponent was already there.

Avertissement pour être entré dans le couloir des sprinters alors que son adversaire s'y trouvait déjà.

No 12 JABORNIKOVA Anna (CZE)

Has been relegated for entering the sprinter's lane when the opponent was already there.

A été déclassé(e) pour être entré dans le couloir des sprinters alors que son adversaire s'y trouvait déjà.

LEGEND

Q Qualified REL Relegated w Warning

Women's Keirin / Keirin femmes
First Round Repechage / Repêchage premier tour
Start List / Liste de départ

Sun 12 Feb 2023 - Race distance: 6 laps

Race Number	Name	NAT
Heat 1		
12	JABORNIKOVA Anna	CZE
26	KOUAME Taky Marie Divine	FRA
56	WALSH Orla	IRL
60	CAPOBIANCHI Giada	ITA
101	BILETSKA Alla	UKR
Heat 2		
7	JENAER Valerie	BEL
67	LENDEL Migle	LTU
76	KARWACKA Marlina	POL
89	CASAS ROIGE Helena	ESP
105	LOHVINIUK Oleksandra	UKR
Heat 3		
5	DEGRENDELE Nicky	BEL
13	JABORNIKOVA Veronika	CZE
64	VECE Miriam	ITA
73	van der WOUW Hetty	NED
78	LOS Urszula	POL

Progression rule:

The first two riders in each heat qualify to 2nd Round.

8-12 February 2023

Communiqué no. 97

Women's Keirin / Keirin femmes
First Round / Premier tour
Results / Résultats

Sun 12 Feb 2023 - Race distance: 6 laps

Rank	Race Number	Name	NAT	Time Behind
				200m Time: 11.228
				Average Speed: 64.125km/h
Heat 1				
1	25	GROS Mathilde	FRA	Q
2	43	CAPEWELL Sophie	GBR	+0.058 Q
3	60	CAPOBIANCHI Giada	ITA	+0.150
4	78	LOS Urszula	POL	+0.231
5	13	JABORNIKOVA Veronika	CZE	+0.247
6	73	van der WOUW Hetty	NED	+0.824
7	67	LENDEL Migle	LTU	+0.892
				200m Time: 11.106
				Average Speed: 64.830km/h
Heat 2				
1	30	FRIEDRICH Lea Sophie	GER	Q
2	45	FINUCANE Emma	GBR	+0.054 Q
3	5	DEGRENDELE Nicky	BEL	+0.114
4	12	JABORNIKOVA Anna	CZE	+0.712
5	105	LOHVINIUK Oleksandra	UKR	+0.891
6	26	KOUAME Taky Marie Divine	FRA	+1.016
7	64	VECE Miriam	ITA	+2.613
				200m Time: 11.456
				Average Speed: 62.849km/h
Heat 3				
1	72	van der PEET Steffie	NED	Q
2	32	HINZE Emma	GER	+0.011 Q
3	76	KARWACKA Marlina	POL	+0.138
4	89	CASAS ROIGE Helena	ESP	+0.148
5	56	WALSH Orla	IRL	+0.263
6	7	JENAER Valerie	BEL	+0.412
7	101	BILETSKA Alla	UKR	+1.359

Progression rule:

The first two riders in each heat qualify to the Second round, all other riders advance to the repechages.

LEGEND

Q Qualified

8-12 February 2023

Communiqué no. 96

Women's Keirin / Keirin femmes
First Round / Premier tour
Start List / Liste de départ

Sun 12 Feb 2023 - Race distance: 6 laps

Race Number	Name	NAT
Heat 1		
13	JABORNIKOVA Veronika	CZE
25	GROS Mathilde	FRA
43	CAPEWELL Sophie	GBR
60	CAPOBIANCHI Giada	ITA
67	LENDEL Migle	LTU
73	van der WOUW Hetty	NED
78	LOS Urszula	POL
Heat 2		
5	DEGREDELE Nicky	BEL
12	JABORNIKOVA Anna	CZE
26	KOUAME Taky Marie Divine	FRA
30	FRIEDRICH Lea Sophie	GER
45	FINUCANE Emma	GBR
64	VECE Miriam	ITA
105	LOHVINIUK Oleksandra	UKR
Heat 3		
7	JENAER Valerie	BEL
32	HINZE Emma	GER
56	WALSH Orla	IRL
72	van der PEET Steffie	NED
76	KARWACKA Marlina	POL
89	CASAS ROIGE Helena	ESP
101	BILETSKA Alla	UKR

Progression rule:

The first two riders in each heat qualify to the Second round, all other riders advance to the repechages.

8-12 February 2023

Communiqué no. 109

Women's 500m Time Trial / 500m Contre la montre femmes

Final Classification / Classement final

Sat 11 Feb 2023

World Record		32.268 SALAZAR Jessica		MEX	Aguascalientes (MEX)	7 OCT 2016	
Rank	Race Number	Name	NAT	250m	Time 250-500	Average Speed km/h	
GOLD	1	32 HINZE Emma	GER	19.006 (1)	32.947 13.941 (1)	54.633	
SILVER	2	26 KOUAME Taky Marie Divine	FRA	19.247 (3)	33.390 14.143 (2)	53.908	
BRONZE	3	73 van der WOUW Hetty	NED	19.258 (4)	33.554 14.296 (4)	53.645	
	4	64 VECE Miriam	ITA	19.216 (2)	33.587 14.371 (6)	53.592	
	5	31 GRABOSCH Pauline Sophie	GER	19.511 (7)	33.708 14.197 (3)	53.400	
	6	42 BELL Lauren	GBR	19.345 (5)	33.710 14.365 (5)	53.397	
	7	69 LAMBERINK Kyra	NED	19.477 (6)	34.200 14.723 (8)	52.632	
	8	47 MARCHANT Katy	GBR	19.659 (8)	34.297 14.638 (7)	52.483	
	9	13 JABORNIKOVA Veronika	CZE				
	10	79 PETRI Paulina	POL				
	11	83 SIBIAK Nikola	POL				
	12	67 LENDEL Migle	LTU				
	13	7 JENAER Valerie	BEL				
	14	28 MICHAUX Julie	FRA				
	15	101 BILETSKA Alla	UKR				
	16	105 LOHVINIUK Oleksandra	UKR				
	17	56 WALSH Orta	IRL				
	18	89 CASAS ROIGE Helena	ESP				
	19	9 NICOLAES Julie	BEL				
	20	60 CAPOBIANCHI Giada	ITA				

Women's 500m Time Trial / 500m Contre la montre femmes

Final Classification / Classement final

Sat 11 Feb 2023

Rank	Race Number	Name	NAT	250m	Time 250-500	Average Speed km/h
21	15	MIKŠANIKOVA Natalie	CZE			

8-12 February 2023

Women's 500m Time Trial / 500m Contre la montre femmes
Final / Finale
Race Analysis / Analyse de la course

Heat 1					Heat 2				
47 MARCHANT Katy - GBR					69 LAMBERINK Kyra - NED				
Distance	Time	Rank	Lap Time	Lap	Distance	Time	Rank	Lap Time	Lap
125m	12.163	8			125m	12.000	6		
250m	19.659	8	19.659	1	250m	19.477	6	19.477	
375m	26.904	8			375m	26.721	7		
500m	34.297	8	14.638	2	500m	34.200	7	14.723	

Heat 3					Heat 4				
42 BELL Lauren - GBR					31 GRABOSCH Pauline Sophie - GER				
Distance	Time	Rank	Lap Time	Lap	Distance	Time	Rank	Lap Time	Lap
125m	11.969	4			125m	12.078	7		
250m	19.345	5	19.345	1	250m	19.511	7	19.511	
375m	26.449	5			375m	26.559	6		
500m	33.710	6	14.365	2	500m	33.708	5	14.197	

Heat 5					Heat 6				
73 van der WOUW Hetty - NED					26 KOUAME Taky Marie Divine - FRA				
Distance	Time	Rank	Lap Time	Lap	Distance	Time	Rank	Lap Time	Lap
125m	11.938	3			125m	11.990	5		
250m	19.258	4	19.258	1	250m	19.247	3	19.247	
375m	26.297	3			375m	26.220	2		
500m	33.554	3	14.296	2	500m	33.390	2	14.143	

Heat 7					Heat 8				
64 VECE Miriam - ITA					32 HINZE Emma - GER				
Distance	Time	Rank	Lap Time	Lap	Distance	Time	Rank	Lap Time	Lap
125m	11.860	2			125m	11.714	1		
250m	19.216	2	19.216	1	250m	19.006	1	19.006	
375m	26.309	4			375m	25.936	1		
500m	33.587	4	14.371	2	500m	32.947	1	13.941	

8-12 February 2023

Communiqué no. 108

Women's 500m Time Trial / 500m Contre la montre femmes
Final / Finale
Start List / Liste de départ

Sat 11 Feb 2023 - Race distance: 500m

World Record	32.268 SALAZAR Jessica	MEX	Aguascalientes (MEX)	7 OCT 2016
--------------	------------------------	-----	----------------------	------------

Order	Race Number	Name	NAT	Time
1	47	MARCHANT Katy	GBR	_____
2	69	LAMBERINK Kyra	NED	_____
3	42	BELL Lauren	GBR	_____
4	31	GRABOSCH Pauline Sophie	GER	_____
5	73	van der WOUW Hetty	NED	_____
6	26	KOUAME Taky Marie Divine	FRA	_____
7	64	VECE Miriam	ITA	_____
8	32	HINZE Emma	GER	_____

8-12 February 2023

Communiqué no. 107

Women's 500m Time Trial / 500m Contre la montre femmes

Results / Résultats

Sat 11 Feb 2023 - Race distance: 500m

World Record		32.268 SALAZAR Jessica	MEX	Aguascalientes (MEX)	7 OCT 2016		
Rank	Race Number	Name	NAT	250m	Time 250-500	Average Speed km/h	
1	32	HINZE Emma	GER	19.207 (2)	33.115 13.908 (1)	54.356	Q
2	64	VECE Miriam	ITA	19.078 (1)	33.367 14.289 (6)	53.946	Q
3	26	KOUAME Taky Marie Divine	FRA	19.310 (4)	33.388 14.078 (2)	53.912	Q
4	73	van der WOUW Hetty	NED	19.413 (8)	33.574 14.161 (3)	53.613	Q
5	31	GRABOSCH Pauline Sophie	GER	19.436 (9)	33.682 14.246 (4)	53.441	Q
6	42	BELL Lauren	GBR	19.580 (10)	33.859 14.279 (5)	53.162	Q
7	69	LAMBERINK Kyra	NED	19.351 (6)	33.867 14.516 (9)	53.149	Q
8	47	MARCHANT Katy	GBR	19.408 (7)	33.934 14.526 (10)	53.044	Q
9	13	JABORNIKOVA Veronika	CZE	19.324 (5)	33.955 14.631 (11)	53.011	
10	79	PETRI Paulina	POL	19.821 (13)	34.141 14.320 (7)	52.723	
11	83	SIBIAK Nikola	POL	19.741 (12)	34.191 14.450 (8)	52.645	
12	67	LENDEL Migle	LTU	19.265 (3)	34.281 15.016 (16)	52.507	
13	7	JENAER Valerie	BEL	19.620 (11)	34.423 14.803 (14)	52.291	
14	28	MICHAUX Julie	FRA	19.916 (15)	34.549 14.633 (12)	52.100	
15	101	BILETSKA Alla	UKR	19.860 (14)	34.835 14.975 (15)	51.672	
16	105	LOHVINIUK Oleksandra	UKR	19.955 (16)	34.973 15.018 (17)	51.468	
17	56	WALSH Orta	IRL	20.351 (20)	35.032 14.681 (13)	51.382	
18	89	CASAS ROIGE Helena	ESP	20.057 (18)	35.077 15.020 (19)	51.316	
19	9	NICOLAES Julie	BEL	20.028 (17)	35.108 15.080 (20)	51.270	
20	60	CAPOBIANCHI Giada	ITA	20.328 (19)	35.346 15.018 (17)	50.925	

8-12 February 2023

Communiqué no. 107

Women's 500m Time Trial / 500m Contre la montre femmes

Results / Résultats

Sat 11 Feb 2023 - Race distance: 500m

Rank	Race Number	Name	NAT	250m	Time 250-500	Average Speed km/h
21	15	MIKŠANIKOVA Natalie	CZE	20.488 (21)	36.007 15.519 (21)	49.990

Progression rule:

Top 8 riders qualify for final.

LEGEND

Q Qualified

8-12 February 2023

Women's 500m Time Trial / 500m Contre la montre femmes

Race Analysis / Analyse de la course

Heat 1

15 MIKŠANIKOVA Natalie - CZE					Lap					
Distance	Time	Rank	Lap Time			Distance	Time	Rank	Lap Time	
125m	12.538	19				125m				
250m	20.488	21	20.488	1		250m				
375m	28.153	21				375m				
500m	36.007	21	15.519	2		500m				

Heat 2

47 MARCHANT Katy - GBR					Lap	9 NICOLAES Julie - BEL				
Distance	Time	Rank	Lap Time			Distance	Time	Rank	Lap Time	
125m	11.965	6				125m	12.277	13		
250m	19.408	7	19.408	1		250m	20.028	17	20.028	
375m	26.588	9				375m	27.503	18		
500m	33.934	8	14.526	2		500m	35.108	19	15.080	

Heat 3

67 LENDEL Migle - LTU					Lap	7 JENAER Valerie - BEL				
Distance	Time	Rank	Lap Time			Distance	Time	Rank	Lap Time	
125m	11.851	2				125m	12.118	10		
250m	19.265	3	19.265	1		250m	19.620	11	19.620	
375m	26.569	8				375m	26.933	12		
500m	34.281	12	15.016	2		500m	34.423	13	14.803	

Heat 4

101 BILETSKA Alla - UKR					Lap	83 SIBIAK Nikola - POL				
Distance	Time	Rank	Lap Time			Distance	Time	Rank	Lap Time	
125m	12.383	17				125m	12.258	12		
250m	19.860	14	19.860	1		250m	19.741	12	19.741	
375m	27.182	14				375m	26.911	11		
500m	34.835	15	14.975	2		500m	34.191	11	14.450	

Heat 5

105 LOHVINIUK Oleksandra - UKR					Lap	60 CAPOBIANCHI Giada - ITA				
Distance	Time	Rank	Lap Time			Distance	Time	Rank	Lap Time	
125m	12.308	15				125m	12.552	20		
250m	19.955	16	19.955	1		250m	20.328	19	20.328	
375m	27.379	16				375m	27.751	20		
500m	34.973	16	15.018	2		500m	35.346	20	15.018	

Heat 6

89 CASAS ROIGE Helena - ESP					Lap	79 PETRI Paulina - POL				
Distance	Time	Rank	Lap Time			Distance	Time	Rank	Lap Time	
125m	12.474	18				125m	12.305	14		
250m	20.057	18	20.057	1		250m	19.821	13	19.821	
375m	27.477	17				375m	26.968	13		
500m	35.077	18	15.020	2		500m	34.141	10	14.320	

Heat 7

28 MICHAUX Julie - FRA					Lap	56 WALSH Orla - IRL				
Distance	Time	Rank	Lap Time			Distance	Time	Rank	Lap Time	
125m	12.343	16				125m	12.825	21		
250m	19.916	15	19.916	1		250m	20.351	20	20.351	
375m	27.196	15				375m	27.559	19		
500m	34.549	14	14.633	2		500m	35.032	17	14.681	

8-12 February 2023

Women's 500m Time Trial / 500m Contre la montre femmes

Race Analysis / Analyse de la course

Heat 8

73 van der WOUW Hetty - NED				Lap	13 JABORNIKOVA Veronika - CZE			
Distance	Time	Rank	Lap Time		Distance	Time	Rank	Lap Time
125m	12.115	9			125m	11.938	4	
250m	19.413	8	19.413	1	250m	19.324	5	19.324
375m	26.425	4			375m	26.520	7	
500m	33.574	4	14.161	2	500m	33.955	9	14.631

Heat 9

64 VECE Miriam - ITA				Lap	42 BELL Lauren - GBR			
Distance	Time	Rank	Lap Time		Distance	Time	Rank	Lap Time
125m	11.741	1			125m	12.214	11	
250m	19.078	1	19.078	1	250m	19.580	10	19.580
375m	26.129	1			375m	26.668	10	
500m	33.367	2	14.289	2	500m	33.859	6	14.279

Heat 10

69 LAMBERINK Kyra - NED				Lap	32 HINZE Emma - GER			
Distance	Time	Rank	Lap Time		Distance	Time	Rank	Lap Time
125m	11.954	5			125m	11.907	3	
250m	19.351	6	19.351	1	250m	19.207	2	19.207
375m	26.518	6			375m	26.134	2	
500m	33.867	7	14.516	2	500m	33.115	1	13.908

Heat 11

26 KOUAME Taky Marie Divine - FRA				Lap	31 GRABOSCH Pauline Sophie - GER			
Distance	Time	Rank	Lap Time		Distance	Time	Rank	Lap Time
125m	12.025	8			125m	11.993	7	
250m	19.310	4	19.310	1	250m	19.436	9	19.436
375m	26.281	3			375m	26.504	5	
500m	33.388	3	14.078	2	500m	33.682	5	14.246

8-12 February 2023

Communiqué no. 106 Rectificatif 1

Women's 500m Time Trial / 500m Contre la montre femmes

Start List / Liste de départ

Sat 11 Feb 2023 - Race distance: 500m

World Record	32.268 SALAZAR Jessica	MEX	Aguascalientes (MEX)	7 OCT 2016
---------------------	------------------------	-----	----------------------	------------

Heat	Race Number	Name	NAT	Time
1	15	MIKŠANIKOVA Natalie	CZE	_____
2	47	MARCHANT Katy	GBR	_____
	9	NICOLAES Julie	BEL	_____
3	67	LENDEL Migle	LTU	_____
	7	JENAER Valerie	BEL	_____
4	101	BILETSKA Alla	UKR	_____
	83	SIBIAK Nikola	POL	_____
5	105	LOHVINIUK Oleksandra	UKR	_____
	60	CAPOBIANCHI Giada	ITA	_____
6	89	CASAS ROIGE Helena	ESP	_____
	79	PETRI Paulina	POL	_____
7	28	MICHAUX Julie	FRA	_____
	56	WALSH Orla	IRL	_____
8	73	van der WOUW Hetty	NED	_____
	13	JABORNIKOVA Veronika	CZE	_____
9	64	VECE Miriam	ITA	_____
	42	BELL Lauren	GBR	_____
10	69	LAMBERINK Kyra	NED	_____
	32	HINZE Emma	GER	_____
11	26	KOUAME Taky Marie Divine	FRA	_____
	31	GRABOSCH Pauline Sophie	GER	_____

Progression rule:

Top 8 riders qualify for final.

8-12 February 2023

Communiqué no. 114

Women's Team Pursuit / Poursuite par équipe femmes

Final Classification / Classement final

Thu 9 Feb 2023

World Record	4:04.242 GER - Germany	Tokyo (JPN)	3 AUG 2021
---------------------	------------------------	-------------	------------

	Rank	NAT / Name	1000m	2000m 1000-2000	3000m 2000-3000	Time 3000-4000	Average Speed km/h
Final for Gold							
	GOLD	1 GBR - Great Britain	1:07.345 (1)	2:07.811 (1)	3:09.990 (1)	4:13.890	56.717
		39 ARCHIBALD Katie		1:00.466 (1)	1:02.179 (1)	1:03.900 (1)	
		44 EVANS Neah (X)					
		46 KNIGHT Josie					
		48 MORRIS Anna					
		40 BARKER Elinor (R)					
	SILVER	2 ITA - Italy	1:08.101 (2)	2:09.049 (2)	3:11.700 (2)	4:16.018	56.246
		57 ALZINI Martina		1:00.948 (2)	1:02.651 (2)	1:04.318 (2)	
		58 BALSAMO Elisa					
		61 FIDANZA Martina (X)					
		62 GUAZZINI Vittoria					
		63 PATERNOSTER Letizia (R)					
Final for Bronze							
	BRONZE	3 GER - Germany	1:08.416 (1)	2:10.387 (2)	3:12.309 (2)	4:14.402	56.603
		29 BRAUSSE Franziska		1:01.971 (2)	1:01.922 (2)	1:02.093 (1)	
		33 KLEIN Lisa					
		34 KROGER Mieke (X)					
		37 SUSSEMILCH Laura					
		4 FRA - France	1:08.562 (2)	2:10.281 (1)	3:11.556 (1)	4:15.557	56.348
		21 BERTEAU Victoire		1:01.719 (1)	1:01.275 (1)	1:04.001 (2)	
		22 BORRAS Marion					
		23 COPPONI Clara (X)					
		24 FORTIN Valentine					
		27 le NET Marie (R)					
Placed after First Round							
	5	IRL - Ireland					
		52 GILLESPIE Lara					
		53 GRIFFIN Mia					
		54 MURPHY Kelly					
		55 SHARPE Alice					
	6	SUI - Switzerland					
		95 BURI Fabienne					
		97 LIECHTI Jasmin					
		99 REUSSER Marlen					
		100 SEITZ Aline					
	7	POL - Poland					
		75 KARASIEWICZ Karolina					
		80 PIKULIK Daria					
		81 PIKULIK Wiktoria					
		84 WANKIEWICZ Olga					
		82 PLOSAJ Nikol (R)					

Women's Team Pursuit / Poursuite par équipe femmes

Final Classification / Classement final

Thu 9 Feb 2023

Rank	NAT / Name	1000m	2000m 1000-2000	3000m 2000-3000	Time 3000-4000	Average Speed km/h
8	ESP - Spain					
	88 CALVO BARBERO Tania					
	90 FERRERES NAVARRO Isabel					
	92 LARRARTE ARTEAGA Eukene					
	93 RODRIGUEZ CORDERO Laura					

LEGEND

R Replaced X Rider pulled out before the finish

8-12 February 2023

Women's Team Pursuit / Poursuite par équipe femmes
Finals / Finales
Race Analysis / Analyse de la course

GOLD

GBR - Great Britain					ITA - Italy				
Distance	Time	Rank	Lap Time	Lap	Distance	Time	Rank	Lap Time	
125m	14.074	2			125m	13.934	1		
250m	22.292	2	22.292	1	250m	22.055	1	22.055	
375m	29.877	2			375m	29.790	1		
500m	37.296	1	15.004	2	500m	37.415	2	15.360	
625m	44.718	1			625m	45.199	2		
750m	52.146	1	14.850	3	750m	52.802	2	15.387	
875m	59.679	1			875m	1:00.431	2		
1000m	1:07.345	1	15.199	4	1000m	1:08.101	2	15.299	
1125m	1:14.895	1			1125m	1:15.673	2		
1250m	1:22.425	1	15.080	5	1250m	1:23.253	2	15.152	
1375m	1:29.933	1			1375m	1:30.951	2		
1500m	1:37.473	1	15.048	6	1500m	1:38.547	2	15.294	
1625m	1:45.049	1			1625m	1:46.141	2		
1750m	1:52.601	1	15.128	7	1750m	1:53.738	2	15.191	
1875m	2:00.175	1			1875m	2:01.474	2		
2000m	2:07.811	1	15.210	8	2000m	2:09.049	2	15.311	
2125m	2:15.481	1			2125m	2:16.602	2		
2250m	2:23.291	1	15.480	9	2250m	2:24.164	2	15.115	
2375m	2:31.020	1			2375m	2:32.020	2		
2500m	2:38.878	1	15.587	10	2500m	2:39.908	2	15.744	
2625m	2:46.553	1			2625m	2:48.068	2		
2750m	2:54.287	1	15.409	11	2750m	2:55.933	2	16.025	
2875m	3:02.258	1			2875m	3:03.817	2		
3000m	3:09.990	1	15.703	12	3000m	3:11.700	2	15.767	
3125m	3:17.718	1			3125m	3:19.617	2		
3250m	3:25.546	1	15.556	13	3250m	3:27.643	2	15.943	
3375m	3:33.570	1			3375m	3:35.519	2		
3500m	3:41.467	1	15.921	14	3500m	3:43.469	2	15.826	
3625m	3:49.702	1			3625m	3:51.423	2		
3750m	3:57.850	1	16.383	15	3750m	3:59.474	2	16.005	
3875m	4:05.895	1			3875m	4:07.645	2		
4000m	4:13.890	1	16.040	16	4000m	4:16.018	2	16.544	

8-12 February 2023

Women's Team Pursuit / Poursuite par équipe femmes
Finals / Finales
Race Analysis / Analyse de la course

BRONZE

FRA - France					GER - Germany				
Distance	Time	Rank	Lap Time	Lap	Distance	Time	Rank	Lap Time	
125m	14.023	1			125m	14.142	2		
250m	22.315	1	22.315	1	250m	22.460	2	22.460	
375m	30.124	1			375m	30.220	2		
500m	37.786	1	15.471	2	500m	37.802	2	15.342	
625m	45.398	2			625m	45.365	1		
750m	53.057	2	15.271	3	750m	52.980	1	15.178	
875m	1:00.905	2			875m	1:00.726	1		
1000m	1:08.562	2	15.505	4	1000m	1:08.416	1	15.436	
1125m	1:16.246	2			1125m	1:16.075	1		
1250m	1:23.971	2	15.409	5	1250m	1:23.754	1	15.338	
1375m	1:31.763	2			1375m	1:31.618	1		
1500m	1:39.718	2	15.747	6	1500m	1:39.300	1	15.546	
1625m	1:47.497	2			1625m	1:47.027	1		
1750m	1:55.173	2	15.455	7	1750m	1:54.760	1	15.460	
1875m	2:02.723	2			1875m	2:02.634	1		
2000m	2:10.281	1	15.108	8	2000m	2:10.387	2	15.627	
2125m	2:17.861	1			2125m	2:18.136	2		
2250m	2:25.469	1	15.188	9	2250m	2:25.871	2	15.484	
2375m	2:33.199	1			2375m	2:33.640	2		
2500m	2:40.815	1	15.346	10	2500m	2:41.399	2	15.528	
2625m	2:48.442	1			2625m	2:49.184	2		
2750m	2:56.113	1	15.298	11	2750m	2:56.911	2	15.512	
2875m	3:03.840	1			2875m	3:04.733	2		
3000m	3:11.556	1	15.443	12	3000m	3:12.309	2	15.398	
3125m	3:19.545	1			3125m	3:19.836	2		
3250m	3:27.792	2	16.236	13	3250m	3:27.354	1	15.045	
3375m	3:36.117	2			3375m	3:35.057	1		
3500m	3:44.218	2	16.426	14	3500m	3:42.799	1	15.445	
3625m	3:52.183	2			3625m	3:50.653	1		
3750m	4:00.019	2	15.801	15	3750m	3:58.505	1	15.706	
3875m	4:07.734	2			3875m	4:06.401	1		
4000m	4:15.557	4	15.538	16	4000m	4:14.402	3	15.897	

**Women's Team Pursuit / Poursuite par équipe femmes
Finals / Finales
Start List / Liste de départ**

Thu 9 Feb 2023 - Race distance: 4km

World Record	4:04.242 GER - Germany	Tokyo (JPN)	3 AUG 2021
---------------------	------------------------	-------------	------------

Heat	Race Number	NAT / Name	Time
FOR BRONZE		FRA - France	_____
	21	BERTEAU Victoire	
	22	BORRAS Marion	
	23	COPPONI Clara	
	24	FORTIN Valentine	
		GER - Germany	_____
	29	BRAUSSE Franziska	
	33	KLEIN Lisa	
	34	KROGER Mieke	
	37	SUSSEMILCH Laura	
FOR GOLD		GBR - Great Britain	_____
	39	ARCHIBALD Katie	
	44	EVANS Neah	
	46	KNIGHT Josie	
	48	MORRIS Anna	
		ITA - Italy	_____
	57	ALZINI Martina	
	58	BALSAMO Elisa	
	61	FIDANZA Martina	
	62	GUAZZINI Vittoria	

Note:

The composition of the teams may be subject to change up to 30 minutes before the start of the race.

Women's Team Pursuit / Poursuite par équipe femmes
First Round / Premier tour
Results / Résultats

Thu 9 Feb 2023 - Race distance: 4km

World Record	4:04.242	GER - Germany	Tokyo (JPN)	3 AUG 2021
---------------------	----------	---------------	-------------	------------

Heat	Rank	NAT / Name	1000m	2000m 1000-2000	3000m 2000-3000	Time 3000-4000	Average Speed km/h	
1	1	SUI - Switzerland	1:11.040 (2)	2:13.662 (1)	3:18.640 (1)	4:21.751	55.014	
		95 BURI Fabienne		1:02.622 (1)	1:04.978 (1)	1:03.111 (1)		
		97 LIECHTI Jasmin						
		99 REUSSER Marlen						
		100 SEITZ Aline	(X)					
	2	ESP - Spain	1:10.926 (1)	2:15.406 (2)	3:20.841 (2)	4:26.621	54.009	
		88 CALVO BARBERO Tania	(X)	1:04.480 (2)	1:05.435 (2)	1:05.780 (2)		
		90 FERRERES NAVARRO Isabel						
		92 LARRARTE ARTEAGA Eukene						
		93 RODRIGUEZ CORDERO Laura						
2	1	IRL - Ireland	1:10.508 (1)	2:12.864 (1)	3:16.080 (1)	4:19.705	55.448	
		52 GILLESPIE Lara		1:02.356 (1)	1:03.216 (1)	1:03.625 (1)		
		53 GRIFFIN Mia	(X)					
		54 MURPHY Kelly						
		55 SHARPE Alice						
	2	POL - Poland	1:10.514 (2)	2:13.305 (2)	3:17.509 (2)	4:23.884	54.569	
		75 KARASIEWICZ Karolina	(X)	1:02.791 (2)	1:04.204 (2)	1:06.375 (2)		
		80 PIKULIK Daria						
		81 PIKULIK Wiktoria						
		84 WANKIEWICZ Olga						
		PLÓSAJ Nikol	(R)					
3	1	ITA - Italy	1:07.985 (1)	2:08.421 (1)	3:09.718 (1)	4:13.191	56.874	QG
		58 BALSAMO Elisa		1:00.436 (1)	1:01.297 (1)	1:03.473 (2)		
		61 FIDANZA Martina	(X)					
		62 GUAZZINI Vittoria						
		63 PATERNOSTER Letizia						
	2	FRA - France	1:08.504 (2)	2:09.307 (2)	3:10.771 (2)	4:13.954	56.703	QB
		21 BERTEAU Victoire		1:00.803 (2)	1:01.464 (2)	1:03.183 (1)		
		22 BORRAS Marion						
		23 COPPONI Clara	(X)					
		24 FORTIN Valentine						
		le NÉT Marie	(R)					

Women's Team Pursuit / Poursuite par équipe femmes
First Round / Premier tour
Results / Résultats

Thu 9 Feb 2023 - Race distance: 4km

Heat	Rank	NAT / Name	1000m	2000m 1000-2000	3000m 2000-3000	Time 3000-4000	Average Speed km/h	
4	1	GBR - Great Britain	1:07.035 (1)	2:07.319 (1)	3:08.190 (1)	4:11.079	57.352	QG
		39 ARCHIBALD Katie		1:00.284 (1)	1:00.871 (1)	1:02.889 (2)		
		40 BARKER Elinor						
		44 EVANS Neah						
		46 KNIGHT Josie						(X)
		MØRRIS Anna						(R)
	2	GER - Germany	1:08.604 (2)	2:10.952 (2)	3:13.277 (2)	4:15.129	56.442	QB
		29 BRAUSSE Franziska		1:02.348 (2)	1:02.325 (2)	1:01.852 (1)		
		33 KLEIN Lisa						
		34 KROGER Mieke						(X)
		37 SUSSEMILCH Laura						

Progression rule:

The winners of heats 3 and 4 in the First round ride the final for the gold and silver medals.
The remaining six teams will be ranked by their times in the First round and will be paired as follows:
The two fastest teams ride the final for the bronze medal.

LEGEND

QB Qualified for Bronze **QG** Qualified for Gold **R** Replaced **X** Rider pulled out before the finish

8-12 February 2023

Women's Team Pursuit / Poursuite par équipe femmes
First Round / Premier tour
Race Analysis / Analyse de la course

Heat 1

SUI - Switzerland					ESP - Spain				
Distance	Time	Rank	Lap Time	Lap	Distance	Time	Rank	Lap Time	
125m	14.690	2			125m	14.321	1		
250m	23.492	2	23.492	1	250m	23.156	1	23.156	
375m	31.642	2			375m	31.261	1		
500m	39.470	2	15.978	2	500m	39.150	1	15.994	
625m	47.189	2			625m	47.095	1		
750m	55.159	2	15.689	3	750m	55.005	1	15.855	
875m	1:02.960	2			875m	1:02.959	1		
1000m	1:11.040	2	15.881	4	1000m	1:10.926	1	15.921	
1125m	1:18.904	1			1125m	1:19.007	2		
1250m	1:26.728	1	15.688	5	1250m	1:26.977	2	16.051	
1375m	1:34.729	1			1375m	1:34.938	2		
1500m	1:42.566	1	15.838	6	1500m	1:43.067	2	16.090	
1625m	1:50.340	1			1625m	1:51.082	2		
1750m	1:58.040	1	15.474	7	1750m	1:59.114	2	16.047	
1875m	2:05.819	1			1875m	2:07.140	2		
2000m	2:13.662	1	15.622	8	2000m	2:15.406	2	16.292	
2125m	2:21.625	1			2125m	2:23.478	2		
2250m	2:29.769	1	16.107	9	2250m	2:31.504	2	16.098	
2375m	2:37.767	1			2375m	2:39.527	2		
2500m	2:45.878	1	16.109	10	2500m	2:47.601	2	16.097	
2625m	2:53.982	1			2625m	2:55.885	2		
2750m	3:02.305	1	16.427	11	2750m	3:04.124	2	16.523	
2875m	3:10.439	1			2875m	3:12.385	2		
3000m	3:18.640	1	16.335	12	3000m	3:20.841	2	16.717	
3125m	3:27.022	1			3125m	3:29.164	2		
3250m	3:35.107	1	16.467	13	3250m	3:37.472	2	16.631	
3375m	3:43.014	1			3375m	3:45.744	2		
3500m	3:50.760	1	15.653	14	3500m	3:54.161	2	16.689	
3625m	3:58.455	1			3625m	4:02.294	2		
3750m	4:06.242	1	15.482	15	3750m	4:10.394	2	16.233	
3875m	4:13.977	1			3875m	4:18.424	2		
4000m	4:21.751	1	15.509	16	4000m	4:26.621	2	16.227	

8-12 February 2023

Women's Team Pursuit / Poursuite par équipe femmes
First Round / Premier tour
Race Analysis / Analyse de la course

Heat 2

IRL - Ireland					POL - Poland				
Distance	Time	Rank	Lap Time	Lap	Distance	Time	Rank	Lap Time	
125m	14.320	1			125m	14.870	2		
250m	22.810	1	22.810	1	250m	23.360	2	23.360	
375m	30.905	1			375m	31.304	2		
500m	38.854	1	16.044	2	500m	39.121	2	15.761	
625m	46.908	1			625m	47.117	2		
750m	54.762	1	15.908	3	750m	54.920	2	15.799	
875m	1:02.580	1			875m	1:02.706	2		
1000m	1:10.508	1	15.746	4	1000m	1:10.514	2	15.594	
1125m	1:18.199	1			1125m	1:18.513	2		
1250m	1:25.987	1	15.479	5	1250m	1:26.289	2	15.775	
1375m	1:33.823	1			1375m	1:34.056	2		
1500m	1:41.806	1	15.819	6	1500m	1:41.857	2	15.568	
1625m	1:49.523	1			1625m	1:49.902	2		
1750m	1:57.197	1	15.391	7	1750m	1:57.715	2	15.858	
1875m	2:04.947	1			1875m	2:05.506	2		
2000m	2:12.864	1	15.667	8	2000m	2:13.305	2	15.590	
2125m	2:20.568	1			2125m	2:21.238	2		
2250m	2:28.400	1	15.536	9	2250m	2:28.998	2	15.693	
2375m	2:36.455	1			2375m	2:36.801	2		
2500m	2:44.328	1	15.928	10	2500m	2:44.619	2	15.621	
2625m	2:52.181	1			2625m	2:52.665	2		
2750m	3:00.180	1	15.852	11	2750m	3:00.886	2	16.267	
2875m	3:08.114	1			2875m	3:09.114	2		
3000m	3:16.080	1	15.900	12	3000m	3:17.509	2	16.623	
3125m	3:24.064	1			3125m	3:26.161	2		
3250m	3:32.224	1	16.144	13	3250m	3:34.466	2	16.957	
3375m	3:40.135	1			3375m	3:42.699	2		
3500m	3:48.034	1	15.810	14	3500m	3:51.148	2	16.682	
3625m	3:55.895	1			3625m	3:59.277	2		
3750m	4:03.940	1	15.906	15	3750m	4:07.421	2	16.273	
3875m	4:11.811	1			3875m	4:15.600	2		
4000m	4:19.705	1	15.765	16	4000m	4:23.884	2	16.463	

8-12 February 2023

Women's Team Pursuit / Poursuite par équipe femmes
First Round / Premier tour
Race Analysis / Analyse de la course

Heat 3

ITA - Italy					FRA - France				
Distance	Time	Rank	Lap Time	Lap	Distance	Time	Rank	Lap Time	
125m	14.049	1			125m	14.186	2		
250m	22.295	1	22.295	1	250m	22.586	2	22.586	
375m	30.111	1			375m	30.461	2		
500m	37.644	1	15.349	2	500m	38.096	2	15.510	
625m	45.222	1			625m	45.660	2		
750m	52.735	1	15.091	3	750m	53.213	2	15.117	
875m	1:00.310	1			875m	1:00.939	2		
1000m	1:07.985	1	15.250	4	1000m	1:08.504	2	15.291	
1125m	1:15.509	1			1125m	1:16.123	2		
1250m	1:23.052	1	15.067	5	1250m	1:23.724	2	15.220	
1375m	1:30.601	1			1375m	1:31.333	2		
1500m	1:38.250	1	15.198	6	1500m	1:39.085	2	15.361	
1625m	1:45.738	1			1625m	1:46.656	2		
1750m	1:53.248	1	14.998	7	1750m	1:54.174	2	15.089	
1875m	2:00.766	1			1875m	2:01.732	2		
2000m	2:08.421	1	15.173	8	2000m	2:09.307	2	15.133	
2125m	2:15.930	1			2125m	2:16.910	2		
2250m	2:23.476	1	15.055	9	2250m	2:24.591	2	15.284	
2375m	2:31.061	1			2375m	2:32.133	2		
2500m	2:38.796	1	15.320	10	2500m	2:39.675	2	15.084	
2625m	2:46.474	1			2625m	2:47.256	2		
2750m	2:54.251	1	15.455	11	2750m	2:54.915	2	15.240	
2875m	3:01.952	1			2875m	3:02.779	2		
3000m	3:09.718	1	15.467	12	3000m	3:10.771	2	15.856	
3125m	3:17.608	1			3125m	3:18.674	2		
3250m	3:25.355	1	15.637	13	3250m	3:26.624	2	15.853	
3375m	3:33.093	1			3375m	3:34.750	2		
3500m	3:40.891	1	15.536	14	3500m	3:42.619	2	15.995	
3625m	3:48.714	1			3625m	3:50.453	2		
3750m	3:56.810	1	15.919	15	3750m	3:58.248	2	15.629	
3875m	4:04.995	1			3875m	4:06.217	2		
4000m	4:13.191	1	16.381	16	4000m	4:13.954	2	15.706	

8-12 February 2023

Women's Team Pursuit / Poursuite par équipe femmes
First Round / Premier tour
Race Analysis / Analyse de la course

Heat 4

GBR - Great Britain					GER - Germany				
Distance	Time	Rank	Lap Time	Lap	Distance	Time	Rank	Lap Time	
125m	14.059	1			125m	14.133	2		
250m	22.189	1	22.189	1	250m	22.408	2	22.408	
375m	29.756	1			375m	30.198	2		
500m	37.181	1	14.992	2	500m	37.826	2	15.418	
625m	44.673	1			625m	45.457	2		
750m	52.038	1	14.857	3	750m	53.117	2	15.291	
875m	59.452	1			875m	1:00.894	2		
1000m	1:07.035	1	14.997	4	1000m	1:08.604	2	15.487	
1125m	1:14.541	1			1125m	1:16.282	2		
1250m	1:22.103	1	15.068	5	1250m	1:23.983	2	15.379	
1375m	1:29.669	1			1375m	1:31.842	2		
1500m	1:37.333	1	15.230	6	1500m	1:39.601	2	15.618	
1625m	1:44.883	1			1625m	1:47.370	2		
1750m	1:52.378	1	15.045	7	1750m	1:55.199	2	15.598	
1875m	1:59.823	1			1875m	2:03.057	2		
2000m	2:07.319	1	14.941	8	2000m	2:10.952	2	15.753	
2125m	2:14.958	1			2125m	2:18.992	2		
2250m	2:22.479	1	15.160	9	2250m	2:26.897	2	15.945	
2375m	2:29.989	1			2375m	2:34.735	2		
2500m	2:37.543	1	15.064	10	2500m	2:42.508	2	15.611	
2625m	2:45.085	1			2625m	2:50.202	2		
2750m	2:52.697	1	15.154	11	2750m	2:57.872	2	15.364	
2875m	3:00.487	1			2875m	3:05.536	2		
3000m	3:08.190	1	15.493	12	3000m	3:13.277	2	15.405	
3125m	3:16.054	1			3125m	3:20.865	2		
3250m	3:24.055	1	15.865	13	3250m	3:28.514	2	15.237	
3375m	3:31.799	1			3375m	3:36.301	2		
3500m	3:39.538	1	15.483	14	3500m	3:43.999	2	15.485	
3625m	3:47.320	1			3625m	3:51.746	2		
3750m	3:55.313	1	15.775	15	3750m	3:59.530	2	15.531	
3875m	4:03.159	1			3875m	4:07.352	2		
4000m	4:11.079	1	15.766	16	4000m	4:15.129	2	15.599	

8-12 February 2023

Communiqué no. 112 Rectificatif 1

**Women's Team Pursuit / Poursuite par équipe femmes
First Round / Premier tour
Start List / Liste de départ**

Thu 9 Feb 2023 - Race distance: 4km

World Record	4:04.242 GER - Germany	Tokyo (JPN)	3 AUG 2021
---------------------	------------------------	-------------	------------

Heat	Race Number	NAT / Name	Time
1		SUI - Switzerland	_____
	95	BURI Fabienne	
	97	LIECHTI Jasmin	
	99	REUSSER Marlen	
	100	SEITZ Aline	
		ESP - Spain	_____
	88	CALVO BARBERO Tania	
	90	FERRERES NAVARRO Isabel	
	92	LARRARTE ARTEAGA Eukene	
	93	RODRIGUEZ CORDERO Laura	
2		IRL - Ireland	_____
	52	GILLESPIE Lara	
	53	GRIFFIN Mia	
	54	MURPHY Kelly	
	55	SHARPE Alice	
		POL - Poland	_____
	75	KARASIEWICZ Karolina	
	80	PIKULIK Daria	
	81	PIKULIK Wiktoria	
	84	WANKIEWICZ Olga	
3		ITA - Italy	_____
	58	BALSAMO Elisa	
	61	FIDANZA Martina	
	62	GUAZZINI Vittoria	
	63	PATERNOSTER Letizia	
		FRA - France	_____
	21	BERTEAU Victoire	
	22	BORRAS Marion	
	23	COPPONI Clara	
	24	FORTIN Valentine	

8-12 February 2023

Communiqué no. 112 Rectificatif 1

Women's Team Pursuit / Poursuite par équipe femmes
First Round / Premier tour
Start List / Liste de départ

Thu 9 Feb 2023 - Race distance: 4km

Heat	Race Number	NAT / Name	Time
4		GBR - Great Britain	_____
	39	ARCHIBALD Katie	
	44	EVANS Neah	
	46	KNIGHT Josie	
	40	BARKER Elinor	
		GER - Germany	_____
	29	BRAUSSE Franziska	
	33	KLEIN Lisa	
	34	KROGER Mieke	
	37	SUSSEMILCH Laura	

Progression rule:

The winners of heats 3 and 4 in the First round ride the final for the gold and silver medals.

The remaining six teams will be ranked by their times in the First round and will be paired as follows:

The two fastest teams ride the final for the bronze medal.

Note:

The composition of the teams may be subject to change up to 30 minutes before the start of the race.

Women's Team Pursuit / Poursuite par équipe femmes
Qualifying / Qualifications
Results / Résultats

Wed 8 Feb 2023 - Race distance: 4km

World Record	4:04.242 GER - Germany	Tokyo (JPN)	3 AUG 2021
--------------	------------------------	-------------	------------

Rank	NAT / Name	1000m	2000m 1000-2000	3000m 2000-3000	Time 3000-4000	Average Speed km/h	
1	GBR - Great Britain	1:07.790 (1)	2:08.411 (1)	3:10.215 (1)	4:11.594	57.235	Q
	39 ARCHIBALD Katie		1:00.621 (1)	1:01.804 (1)	1:01.379 (2)		
	44 EVANS Neah						
	46 KNIGHT Josie						
	48 MORRIS Anna		(X)				
2	ITA - Italy	1:08.807 (2)	2:09.929 (2)	3:12.106 (2)	4:14.227	56.642	Q
	58 BALSAMO Elisa		1:01.122 (2)	1:02.177 (2)	1:02.121 (4)		
	61 FIDANZA Martina		(X)				
	62 GUAZZINI Vittoria						
	63 PATERNOSTER Letizia						
3	FRA - France	1:09.635 (4)	2:11.359 (3)	3:14.396 (3)	4:16.149	56.217	Q
	21 BERTEAU Victoire		1:01.724 (3)	1:03.037 (3)	1:01.753 (3)		
	22 BORRAS Marion						
	24 FORTIN Valentine		(X)				
	27 le NET Marie						
4	GER - Germany	1:09.054 (3)	2:12.360 (4)	3:15.700 (4)	4:16.942	56.044	Q
	29 BRAUSSE Franziska		1:03.306 (6)	1:03.340 (5)	1:01.242 (1)		
	33 KLEIN Lisa						
	34 KROGER Mieke		(X)				
	37 SUSSEMILCH Laura						
5	IRL - Ireland	1:10.902 (6)	2:13.032 (5)	3:16.359 (5)	4:21.426	55.083	Q
	52 GILLESPIE Lara		1:02.130 (4)	1:03.327 (4)	1:05.067 (6)		
	53 GRIFFIN Mia		(X)				
	54 MURPHY Kelly						
	55 SHARPE Alice						
6	SUI - Switzerland	1:11.281 (7)	2:14.268 (6)	3:18.745 (6)	4:21.783	55.007	Q
	95 BURI Fabienne		1:02.987 (5)	1:04.477 (6)	1:03.038 (5)		
	97 LIECHTI Jasmin						
	99 REUSSER Marlen						
	100 SEITZ Aline		(X)				
7	ESP - Spain	1:11.364 (8)	2:16.856 (8)	3:22.517 (8)	4:28.054	53.721	Q
	88 CALVO BARBERO Tania		1:05.492 (8)	1:05.661 (7)	1:05.537 (7)		
	90 FERRERES NAVARRO Isabel						
	92 LARRARTE ARTEAGA Eukene						
	93 RODRIGUEZ CORDERO Laura						
8	POL - Poland	1:09.965 (5)	2:15.033 (7)	3:21.755 (7)	4:28.661	53.599	Q
	75 KARASIEWICZ Karolina		1:05.068 (7)	1:06.722 (8)	1:06.906 (8)		
	81 PIKULIK Wiktoria						
	82 PLOSAJ Nikol		(X)				
	84 WANKIEWICZ Olga						

8-12 February 2023

Communiqué no. 111

Women's Team Pursuit / Poursuite par équipe femmes
Qualifying / Qualifications
Results / Résultats

Wed 8 Feb 2023 - Race distance: 4km

Rank	NAT / Name	1000m	2000m 1000-2000	3000m 2000-3000	Time 3000-4000	Average Speed km/h
------	---------------	-------	--------------------	--------------------	-------------------	--------------------------

Progression rule:

The eight fastest teams will qualify and be matched in the First Round as follows:

The 6th fastest team against the 7th fastest team.

The 5th fastest team against the 8th fastest team.

The 2nd fastest team against the 3rd fastest team.

The fastest team against the 4th fastest team.

LEGEND

Q Qualified X Rider pulled out before the finish

8-12 February 2023

Women's Team Pursuit / Poursuite par équipe femmes
Qualifying / Qualifications
Race Analysis / Analyse de la course

Heat 1					Heat 2				
Distance	SUI - Switzerland		Lap Time	Lap	Distance	ESP - Spain		Lap Time	
	Time	Rank				Time	Rank		
125m	14.629	7			125m	14.281	4		
250m	23.397	8	23.397	1	250m	22.835	4	22.835	
375m	31.617	8			375m	30.882	4		
500m	39.565	8	16.168	2	500m	38.873	5	16.038	
625m	47.376	7			625m	47.005	6		
750m	55.355	8	15.790	3	750m	55.155	6	16.282	
875m	1:03.181	7			875m	1:03.284	8		
1000m	1:11.281	7	15.926	4	1000m	1:11.364	8	16.209	
1125m	1:19.215	7			1125m	1:19.535	8		
1250m	1:27.150	7	15.869	5	1250m	1:27.660	8	16.296	
1375m	1:35.258	7			1375m	1:35.766	8		
1500m	1:43.211	7	16.061	6	1500m	1:44.107	8	16.447	
1625m	1:51.025	7			1625m	1:52.294	8		
1750m	1:58.711	7	15.500	7	1750m	2:00.449	8	16.342	
1875m	2:06.401	6			1875m	2:08.555	8		
2000m	2:14.268	6	15.557	8	2000m	2:16.856	8	16.407	
2125m	2:22.249	6			2125m	2:24.951	8		
2250m	2:30.517	6	16.249	9	2250m	2:32.973	8	16.117	
2375m	2:38.487	6			2375m	2:41.060	8		
2500m	2:46.456	6	15.939	10	2500m	2:49.182	8	16.209	
2625m	2:54.609	6			2625m	2:57.541	8		
2750m	3:02.602	6	16.146	11	2750m	3:05.880	8	16.698	
2875m	3:10.627	6			2875m	3:14.103	8		
3000m	3:18.745	6	16.143	12	3000m	3:22.517	8	16.637	
3125m	3:26.983	6			3125m	3:30.712	8		
3250m	3:35.048	6	16.303	13	3250m	3:38.877	7	16.360	
3375m	3:42.940	6			3375m	3:47.036	7		
3500m	3:50.708	6	15.660	14	3500m	3:55.505	7	16.628	
3625m	3:58.408	6			3625m	4:03.684	7		
3750m	4:06.134	6	15.426	15	3750m	4:11.860	7	16.355	
3875m	4:13.927	6			3875m	4:19.900	7		
4000m	4:21.783	6	15.649	16	4000m	4:28.054	7	16.194	

8-12 February 2023

Women's Team Pursuit / Poursuite par équipe femmes
Qualifying / Qualifications
Race Analysis / Analyse de la course

Heat 3					Heat 4				
Distance	POL - Poland		Lap Time	Lap	Distance	IRL - Ireland		Lap Time	
	Time	Rank				Time	Rank		
125m	14.754	8			125m	14.537	6		
250m	23.179	6	23.179	1	250m	23.203	7	23.203	
375m	31.256	6			375m	31.357	7		
500m	39.010	6	15.831	2	500m	39.372	7	16.169	
625m	46.664	5			625m	47.445	8		
750m	54.318	5	15.308	3	750m	55.296	7	15.924	
875m	1:02.143	5			875m	1:03.066	6		
1000m	1:09.965	5	15.647	4	1000m	1:10.902	6	15.606	
1125m	1:17.828	5			1125m	1:18.574	6		
1250m	1:25.784	5	15.819	5	1250m	1:26.292	6	15.390	
1375m	1:33.924	5			1375m	1:34.006	6		
1500m	1:41.999	6	16.215	6	1500m	1:41.883	5	15.591	
1625m	1:50.169	6			1625m	1:49.610	5		
1750m	1:58.450	6	16.451	7	1750m	1:57.370	5	15.487	
1875m	2:06.862	7			1875m	2:05.126	5		
2000m	2:15.033	7	16.583	8	2000m	2:13.032	5	15.662	
2125m	2:23.371	7			2125m	2:20.861	5		
2250m	2:31.526	7	16.493	9	2250m	2:28.729	5	15.697	
2375m	2:39.659	7			2375m	2:36.764	5		
2500m	2:47.806	7	16.280	10	2500m	2:44.634	5	15.905	
2625m	2:56.134	7			2625m	2:52.518	5		
2750m	3:04.495	7	16.689	11	2750m	3:00.556	5	15.922	
2875m	3:13.101	7			2875m	3:08.402	5		
3000m	3:21.755	7	17.260	12	3000m	3:16.359	5	15.803	
3125m	3:30.530	7			3125m	3:24.455	5		
3250m	3:38.907	8	17.152	13	3250m	3:32.367	5	16.008	
3375m	3:47.109	8			3375m	3:40.391	5		
3500m	3:55.602	8	16.695	14	3500m	3:48.471	5	16.104	
3625m	4:03.713	8			3625m	3:56.836	5		
3750m	4:11.891	8	16.289	15	3750m	4:04.988	5	16.517	
3875m	4:20.171	8			3875m	4:13.346	5		
4000m	4:28.661	8	16.770	16	4000m	4:21.426	5	16.438	

8-12 February 2023

Women's Team Pursuit / Poursuite par équipe femmes
Qualifying / Qualifications
Race Analysis / Analyse de la course

Heat 5					Heat 6				
Distance	FRA - France		Lap Time	Lap	Distance	GER - Germany		Lap Time	
	Time	Rank				Time	Rank		
125m	14.476	5			125m	14.109	1		
250m	23.016	5	23.016	1	250m	22.519	3	22.519	
375m	30.938	5			375m	30.389	2		
500m	38.716	4	15.700	2	500m	38.060	2	15.541	
625m	46.390	4			625m	45.737	2		
750m	54.090	4	15.374	3	750m	53.415	2	15.355	
875m	1:01.934	4			875m	1:01.249	3		
1000m	1:09.635	4	15.545	4	1000m	1:09.054	3	15.639	
1125m	1:17.330	4			1125m	1:16.928	3		
1250m	1:24.987	4	15.352	5	1250m	1:24.842	3	15.788	
1375m	1:32.607	3			1375m	1:32.878	4		
1500m	1:40.316	3	15.329	6	1500m	1:40.787	4	15.945	
1625m	1:47.952	3			1625m	1:48.711	4		
1750m	1:55.660	3	15.344	7	1750m	1:56.582	4	15.795	
1875m	2:03.442	3			1875m	2:04.456	4		
2000m	2:11.359	3	15.699	8	2000m	2:12.360	4	15.778	
2125m	2:19.448	3			2125m	2:20.370	4		
2250m	2:27.238	3	15.879	9	2250m	2:28.295	4	15.935	
2375m	2:34.970	3			2375m	2:36.178	4		
2500m	2:42.722	3	15.484	10	2500m	2:44.046	4	15.751	
2625m	2:50.499	3			2625m	2:51.927	4		
2750m	2:58.367	3	15.645	11	2750m	2:59.813	4	15.767	
2875m	3:06.289	3			2875m	3:07.762	4		
3000m	3:14.396	3	16.029	12	3000m	3:15.700	4	15.887	
3125m	3:22.273	3			3125m	3:23.625	4		
3250m	3:30.097	3	15.701	13	3250m	3:31.517	4	15.817	
3375m	3:38.005	3			3375m	3:39.107	4		
3500m	3:45.698	3	15.601	14	3500m	3:46.621	4	15.104	
3625m	3:53.379	3			3625m	3:54.145	4		
3750m	4:00.948	3	15.250	15	3750m	4:01.803	4	15.182	
3875m	4:08.458	3			3875m	4:09.337	4		
4000m	4:16.149	3	15.201	16	4000m	4:16.942	4	15.139	

8-12 February 2023

Women's Team Pursuit / Poursuite par équipe femmes
Qualifying / Qualifications
Race Analysis / Analyse de la course

Heat 7					Heat 8				
Distance	GBR - Great Britain		Lap Time	Lap	Distance	ITA - Italy		Lap Time	
	Time	Rank				Time	Rank		
125m	14.125	2			125m	14.143	3		
250m	22.309	1	22.309	1	250m	22.499	2	22.499	
375m	29.941	1			375m	30.462	3		
500m	37.464	1	15.155	2	500m	38.185	3	15.686	
625m	45.008	1			625m	45.901	3		
750m	52.495	1	15.031	3	750m	53.505	3	15.320	
875m	1:00.091	1			875m	1:01.107	2		
1000m	1:07.790	1	15.295	4	1000m	1:08.807	2	15.302	
1125m	1:15.367	1			1125m	1:16.389	2		
1250m	1:22.943	1	15.153	5	1250m	1:23.971	2	15.164	
1375m	1:30.501	1			1375m	1:31.763	2		
1500m	1:38.056	1	15.113	6	1500m	1:39.333	2	15.362	
1625m	1:45.690	1			1625m	1:46.934	2		
1750m	1:53.260	1	15.204	7	1750m	1:54.552	2	15.219	
1875m	2:00.849	1			1875m	2:02.185	2		
2000m	2:08.411	1	15.151	8	2000m	2:09.929	2	15.377	
2125m	2:16.044	1			2125m	2:17.526	2		
2250m	2:23.858	1	15.447	9	2250m	2:25.147	2	15.218	
2375m	2:31.509	1			2375m	2:32.858	2		
2500m	2:39.349	1	15.491	10	2500m	2:40.792	2	15.645	
2625m	2:47.057	1			2625m	2:48.650	2		
2750m	2:54.746	1	15.397	11	2750m	2:56.474	2	15.682	
2875m	3:02.440	1			2875m	3:04.411	2		
3000m	3:10.215	1	15.469	12	3000m	3:12.106	2	15.632	
3125m	3:17.790	1			3125m	3:19.778	2		
3250m	3:25.389	1	15.174	13	3250m	3:27.449	2	15.343	
3375m	3:32.994	1			3375m	3:35.258	2		
3500m	3:40.601	1	15.212	14	3500m	3:42.951	2	15.502	
3625m	3:48.346	1			3625m	3:50.636	2		
3750m	3:56.007	1	15.406	15	3750m	3:58.324	2	15.373	
3875m	4:03.779	1			3875m	4:06.245	2		
4000m	4:11.594	1	15.587	16	4000m	4:14.227	2	15.903	

8-12 February 2023

Communiqué no. 110 Rectificatif 1

**Women's Team Pursuit / Poursuite par équipe femmes
Qualifying / Qualifications
Start List / Liste de départ**

Wed 8 Feb 2023 - Race distance: 4km

World Record	4:04.242 GER - Germany	Tokyo (JPN)	3 AUG 2021
---------------------	------------------------	-------------	------------

Heat	Race Number	NAT / Name	Time
1		SUI - Switzerland	_____
	95	BURI Fabienne	
	97	LIECHTI Jasmin	
	99	REUSSER Marlen	
	100	SEITZ Aline	
2		ESP - Spain	_____
	88	CALVO BARBERO Tania	
	90	FERRERES NAVARRO Isabel	
	92	LARRARTE ARTEAGA Eukene	
	93	RODRIGUEZ CORDERO Laura	
3		POL - Poland	_____
	75	KARASIEWICZ Karolina	
	81	PIKULIK Wiktoria	
	82	PLOSAJ Nikol	
	84	WANKIEWICZ Olga	
4		IRL - Ireland	_____
	52	GILLESPIE Lara	
	53	GRIFFIN Mia	
	54	MURPHY Kelly	
	55	SHARPE Alice	
5		FRA - France	_____
	21	BERTEAU Victoire	
	22	BORRAS Marion	
	24	FORTIN Valentine	
	27	le NET Marie	
6		GER - Germany	_____
	29	BRAUSSE Franziska	
	33	KLEIN Lisa	
	34	KROGER Mieke	
	37	SUSSEMILCH Laura	

8-12 February 2023

Communiqué no. 110 Rectificatif 1

Women's Team Pursuit / Poursuite par équipe femmes
Qualifying / Qualifications
Start List / Liste de départ

Wed 8 Feb 2023 - Race distance: 4km

Heat	Race Number	NAT / Name	Time
7		GBR - Great Britain	_____
	39	ARCHIBALD Katie	
	44	EVANS Neah	
	46	KNIGHT Josie	
	48	MORRIS Anna	
8		ITA - Italy	_____
	58	BALSAMO Elisa	
	61	FIDANZA Martina	
	62	GUAZZINI Vittoria	
	63	PATERNOSTER Letizia	

Progression rule:

The eight fastest teams will qualify and be matched in the First Round as follows:

The 6th fastest team against the 7th fastest team.

The 5th fastest team against the 8th fastest team.

The 2nd fastest team against the 3rd fastest team.

The fastest team against the 4th fastest team.

Note:

The composition of the teams may be subject to change up to 30 minutes before the start of the race.

Women's Individual Pursuit / Poursuite individuelle femmes

Final Classification / Classement final

Sat 11 Feb 2023

World Record	3:16.937	DYBERT Chloe	USA Berlin (GER)	29 FEB 2020
---------------------	----------	--------------	------------------	-------------

Rank	Race Number	Name	NAT	1000m	2000m 1000-2000	Time 2000-3000	Average Speed km/h	
GOLD	1	29	BRAUSSE Franziska	GER	1:10.025 (1)	2:14.531 (1) 1:04.506 (1)	3:20.101 1:05.570 (1)	53.973
SILVER	2	46	KNIGHT Josie	GBR	1:11.553 (2)	2:16.771 (2) 1:05.218 (2)	3:23.613 1:06.842 (2)	53.042
BRONZE	3	34	KROGER Mieke	GER	1:10.577 (2)	2:16.251 (2) 1:05.674 (1)	3:24.895 1:08.644 (1)	52.710
	4	48	MORRIS Anna	GBR	1:10.370 (1)	2:16.189 (1) 1:05.819 (2)	3:25.556 1:09.367 (2)	52.540
	5	62	GUZZINI Vittoria	ITA				
	6	57	ALZINI Martina	ITA				
	7	54	MURPHY Kelly	IRL				
	8	24	FORTIN Valentine	FRA				
	9	84	WANKIEWICZ Olga	POL				
	10	95	BURI Fabienne	SUI				
	11	90	FERRERES NAVARRO Isabel	ESP				
	12	77	LORKOWSKA Patrycja	POL				
	13	96	HARTMANN Elena	SUI				
	14	51	CREIGHTON Erin Grace	IRL				

8-12 February 2023

Women's Individual Pursuit / Poursuite individuelle femmes
Finals / Finales
Race Analysis / Analyse de la course

GOLD

29 BRAUSSE Franziska - GER					46 KNIGHT Josie - GBR				
Distance	Time	Rank	Lap Time	Lap	Distance	Time	Rank	Lap Time	
125m	13.823	1			125m	14.654	2		
250m	22.460	1	22.460	1	250m	23.337	2	23.337	
375m	30.532	1			375m	31.430	2		
500m	38.458	1	15.998	2	500m	39.446	2	16.109	
625m	46.347	1			625m	47.448	2		
750m	54.223	1	15.765	3	750m	55.470	2	16.024	
875m	1:02.117	1			875m	1:03.504	2		
1000m	1:10.025	1	15.802	4	1000m	1:11.553	2	16.083	
1125m	1:17.972	1			1125m	1:19.633	2		
1250m	1:25.979	1	15.954	5	1250m	1:27.682	2	16.129	
1375m	1:33.961	1			1375m	1:35.758	2		
1500m	1:42.038	1	16.059	6	1500m	1:43.871	2	16.189	
1625m	1:50.131	1			1625m	1:52.015	2		
1750m	1:58.245	1	16.207	7	1750m	2:00.231	2	16.360	
1875m	2:06.406	1			1875m	2:08.496	2		
2000m	2:14.531	1	16.286	8	2000m	2:16.771	2	16.540	
2125m	2:22.682	1			2125m	2:25.063	2		
2250m	2:30.862	1	16.331	9	2250m	2:33.360	2	16.589	
2375m	2:39.099	1			2375m	2:41.683	2		
2500m	2:47.294	1	16.432	10	2500m	2:49.991	2	16.631	
2625m	2:55.501	1			2625m	2:58.350	2		
2750m	3:03.702	1	16.408	11	2750m	3:06.752	2	16.761	
2875m	3:11.885	1			2875m	3:15.184	2		
3000m	3:20.101	1	16.399	12	3000m	3:23.613	2	16.861	

BRONZE

48 MORRIS Anna - GBR					34 KROGER Mieke - GER				
Distance	Time	Rank	Lap Time	Lap	Distance	Time	Rank	Lap Time	
125m	14.000	1			125m	14.253	2		
250m	22.406	1	22.406	1	250m	22.770	2	22.770	
375m	30.407	1			375m	30.912	2		
500m	38.322	1	15.916	2	500m	38.877	2	16.107	
625m	46.273	1			625m	46.804	2		
750m	54.249	1	15.927	3	750m	54.727	2	15.850	
875m	1:02.313	1			875m	1:02.643	2		
1000m	1:10.370	1	16.121	4	1000m	1:10.577	2	15.850	
1125m	1:18.421	1			1125m	1:18.620	2		
1250m	1:26.532	1	16.162	5	1250m	1:26.705	2	16.128	
1375m	1:34.702	1			1375m	1:34.872	2		
1500m	1:42.922	1	16.390	6	1500m	1:43.054	2	16.349	
1625m	1:51.147	1			1625m	1:51.261	2		
1750m	1:59.441	1	16.519	7	1750m	1:59.535	2	16.481	
1875m	2:07.793	1			1875m	2:07.872	2		
2000m	2:16.189	1	16.748	8	2000m	2:16.251	2	16.716	
2125m	2:24.613	1			2125m	2:24.665	2		
2250m	2:33.093	1	16.904	9	2250m	2:33.140	2	16.889	
2375m	2:41.680	1			2375m	2:41.734	2		
2500m	2:50.331	1	17.238	10	2500m	2:50.332	2	17.192	
2625m	2:59.040	2			2625m	2:58.995	1		
2750m	3:07.826	2	17.495	11	2750m	3:07.605	1	17.273	
2875m	3:16.650	2			2875m	3:16.248	1		
3000m	3:25.556	4	17.730	12	3000m	3:24.895	3	17.290	

8-12 February 2023

Communiqué no. 118

Women's Individual Pursuit / Poursuite individuelle femmes
Finals / Finales
Start List / Liste de départ

Sat 11 Feb 2023 - Race distance: 3km

World Record	3:16.937	DYGERT Chloe	USA Berlin (GER)	29 FEB 2020
--------------	----------	--------------	------------------	-------------

Heat	Race Number	Name	NAT	Time
FOR BRONZE	48	MORRIS Anna	GBR	_____
	34	KROGER Mieke	GER	_____
FOR GOLD	29	BRAUSSE Franziska	GER	_____
	46	KNIGHT Josie	GBR	_____

8-12 February 2023

Communiqué no. 117

Women's Individual Pursuit / Poursuite individuelle femmes
Qualifying / Qualifications
Results / Résultats

Sat 11 Feb 2023 - Race distance: 3km

World Record		3:16.937 DYGERT Chloe		USA Berlin (GER)		29 FEB 2020		
Rank	Race Number	Name	NAT	1000m	2000m 1000-2000	Time 2000-3000	Average Speed km/h	
1	29	BRAUSSE Franziska	GER	1:10.743 (2)	2:15.554 (2) 1:04.811 (1)	3:21.486 1:05.932 (2)	53.602	QG
2	46	KNIGHT Josie	GBR	1:11.225 (3)	2:16.089 (3) 1:04.864 (3)	3:22.198 1:06.109 (3)	53.413	QG
3	48	MORRIS Anna	GBR	1:09.601 (1)	2:14.451 (1) 1:04.850 (2)	3:22.856 1:08.405 (6)	53.240	QB
4	34	KROGER Mieke	GER	1:12.403 (7)	2:18.147 (4) 1:05.744 (4)	3:25.367 1:07.220 (4)	52.589	QB
5	62	GUAZZINI Vittoria	ITA	1:13.653 (11)	2:19.929 (6) 1:06.276 (5)	3:25.454 1:05.525 (1)	52.567	
6	57	ALZINI Martina	ITA	1:13.018 (10)	2:20.065 (7) 1:07.047 (7)	3:28.327 1:08.262 (5)	51.842	
7	54	MURPHY Kelly	IRL	1:12.993 (9)	2:19.559 (5) 1:06.566 (6)	3:28.632 1:09.073 (7)	51.766	
8	24	FORTIN Valentine	FRA	1:12.462 (8)	2:20.880 (8) 1:08.418 (8)	3:31.711 1:10.831 (8)	51.013	
9	84	WANKIEWICZ Olga	POL	1:12.316 (5)	2:22.188 (9) 1:09.872 (9)	3:35.082 1:12.894 (9)	50.213	
10	95	BURI Fabienne	SUI	1:12.311 (4)	2:22.602 (10) 1:10.291 (10)	3:35.835 1:13.233 (10)	50.038	
11	90	FERRERES NAVARRO Isabel	ESP	1:12.337 (6)	2:24.026 (11) 1:11.689 (11)	3:38.974 1:14.948 (13)	49.321	
12	77	LORKOWSKA Patrycja	POL	1:14.222 (12)	2:27.396 (13) 1:13.174 (14)	3:40.963 1:13.567 (11)	48.877	
13	96	HARTMANN Elena	SUI	1:15.369 (13)	2:27.391 (12) 1:12.022 (12)	3:41.185 1:13.794 (12)	48.828	
14	51	CREIGHTON Erin Grace	IRL	1:15.609 (14)	2:28.464 (14) 1:12.855 (13)	3:44.716 1:16.252 (14)	48.061	

Progression rule:

Fastest 2 riders race for Gold, and 3rd and 4th riders race for Bronze.

LEGEND

QB Qualified for Bronze **QG** Qualified for Gold

8-12 February 2023

Women's Individual Pursuit / Poursuite individuelle femmes
Qualifying / Qualifications
Race Analysis / Analyse de la course

Heat 1

96 HARTMANN Elena - SUI					51 CREIGHTON Erin Grace - IRL				
Distance	Time	Rank	Lap Time	Lap	Distance	Time	Rank	Lap Time	
125m	15.361	13			125m	15.021	12		
250m	24.124	12	24.124	1	250m	24.230	13	24.230	
375m	32.513	12			375m	32.852	13		
500m	40.893	12	16.769	2	500m	41.280	14	17.050	
625m	49.318	13			625m	49.654	14		
750m	57.905	13	17.012	3	750m	58.108	14	16.828	
875m	1:06.588	13			875m	1:06.743	14		
1000m	1:15.369	13	17.464	4	1000m	1:15.609	14	17.501	
1125m	1:24.187	13			1125m	1:24.569	14		
1250m	1:33.108	13	17.739	5	1250m	1:33.582	14	17.973	
1375m	1:42.107	13			1375m	1:42.540	14		
1500m	1:51.116	13	18.008	6	1500m	1:51.623	14	18.041	
1625m	2:00.152	13			1625m	2:00.729	14		
1750m	2:09.186	13	18.070	7	1750m	2:09.928	14	18.305	
1875m	2:18.269	13			1875m	2:19.155	14		
2000m	2:27.391	12	18.205	8	2000m	2:28.464	14	18.536	
2125m	2:36.562	12			2125m	2:37.801	14		
2250m	2:45.679	12	18.288	9	2250m	2:47.346	14	18.882	
2375m	2:54.871	12			2375m	2:56.925	14		
2500m	3:04.084	12	18.405	10	2500m	3:06.468	14	19.122	
2625m	3:13.328	12			2625m	3:16.018	14		
2750m	3:22.591	12	18.507	11	2750m	3:25.615	14	19.147	
2875m	3:31.906	13			2875m	3:35.119	14		
3000m	3:41.185	13	18.594	12	3000m	3:44.716	14	19.101	

Heat 2

77 LORKOWSKA Patrycja - POL					90 FERRERES NAVARRO Isabel - ESP				
Distance	Time	Rank	Lap Time	Lap	Distance	Time	Rank	Lap Time	
125m	13.934	2			125m	14.462	8		
250m	22.758	4	22.758	1	250m	22.855	5	22.855	
375m	31.188	7			375m	30.905	4		
500m	39.589	9	16.831	2	500m	38.953	3	16.098	
625m	48.069	10			625m	47.105	5		
750m	56.692	10	17.103	3	750m	55.340	4	16.387	
875m	1:05.394	12			875m	1:03.763	4		
1000m	1:14.222	12	17.530	4	1000m	1:12.337	6	16.997	
1125m	1:23.117	12			1125m	1:21.023	8		
1250m	1:32.144	12	17.922	5	1250m	1:29.905	9	17.568	
1375m	1:41.244	12			1375m	1:38.779	11		
1500m	1:50.404	12	18.260	6	1500m	1:47.761	11	17.856	
1625m	1:59.594	12			1625m	1:56.781	11		
1750m	2:08.831	12	18.427	7	1750m	2:05.826	11	18.065	
1875m	2:18.124	12			1875m	2:14.900	11		
2000m	2:27.396	13	18.565	8	2000m	2:24.026	11	18.200	
2125m	2:36.677	13			2125m	2:33.236	11		
2250m	2:45.881	13	18.485	9	2250m	2:42.480	11	18.454	
2375m	2:55.045	13			2375m	2:51.770	11		
2500m	3:04.188	13	18.307	10	2500m	3:01.148	11	18.668	
2625m	3:13.411	13			2625m	3:10.554	11		
2750m	3:22.647	13	18.459	11	2750m	3:20.034	11	18.886	
2875m	3:31.836	12			2875m	3:29.502	11		
3000m	3:40.963	12	18.316	12	3000m	3:38.974	11	18.940	

8-12 February 2023

Women's Individual Pursuit / Poursuite individuelle femmes
Qualifying / Qualifications
Race Analysis / Analyse de la course

Heat 3

84 WANKIEWICZ Olga - POL					24 FORTIN Valentine - FRA				
Distance	Time	Rank	Lap Time	Lap	Distance	Time	Rank	Lap Time	
125m	14.210	6			125m	14.066	3		
250m	22.908	6	22.908	1	250m	22.703	3	22.703	
375m	31.220	8			375m	30.955	5		
500m	39.345	6	16.437	2	500m	39.102	5	16.399	
625m	47.513	8			625m	47.319	6		
750m	55.711	7	16.366	3	750m	55.635	6	16.533	
875m	1:03.959	6			875m	1:04.003	7		
1000m	1:12.316	5	16.605	4	1000m	1:12.462	8	16.827	
1125m	1:20.777	5			1125m	1:20.932	7		
1250m	1:29.297	5	16.981	5	1250m	1:29.390	7	16.928	
1375m	1:37.919	7			1375m	1:37.855	6		
1500m	1:46.633	7	17.336	6	1500m	1:46.410	6	17.020	
1625m	1:55.428	9			1625m	1:55.009	6		
1750m	2:04.333	9	17.700	7	1750m	2:03.639	8	17.229	
1875m	2:13.233	9			1875m	2:12.279	8		
2000m	2:22.188	9	17.855	8	2000m	2:20.880	8	17.241	
2125m	2:31.195	9			2125m	2:29.496	8		
2250m	2:40.207	9	18.019	9	2250m	2:38.150	8	17.270	
2375m	2:49.264	9			2375m	2:46.861	8		
2500m	2:58.393	9	18.186	10	2500m	2:55.742	8	17.592	
2625m	3:07.555	10			2625m	3:04.634	8		
2750m	3:16.742	10	18.349	11	2750m	3:13.578	8	17.836	
2875m	3:25.909	9			2875m	3:22.556	8		
3000m	3:35.082	9	18.340	12	3000m	3:31.711	8	18.133	

Heat 4

57 ALZINI Martina - ITA					95 BURI Fabienne - SUI				
Distance	Time	Rank	Lap Time	Lap	Distance	Time	Rank	Lap Time	
125m	14.464	9			125m	14.169	5		
250m	22.980	8	22.980	1	250m	22.660	2	22.660	
375m	27.247	1			375m	27.247	1		
500m	39.367	7	16.387	2	500m	38.914	2	16.254	
625m	43.664	1			625m	43.664	1		
750m	56.024	8	16.657	3	750m	55.387	5	16.473	
875m	1:04.505	9			875m	1:03.808	5		
1000m	1:13.018	10	16.994	4	1000m	1:12.311	4	16.924	
1125m	1:21.514	10			1125m	1:20.864	6		
1250m	1:29.979	10	16.961	5	1250m	1:29.536	8	17.225	
1375m	1:38.342	9			1375m	1:38.250	8		
1500m	1:46.714	8	16.735	6	1500m	1:47.045	10	17.509	
1625m	1:55.055	7			1625m	1:55.858	10		
1750m	2:03.401	6	16.687	7	1750m	2:04.739	10	17.694	
1875m	2:11.752	7			1875m	2:13.639	10		
2000m	2:20.065	7	16.664	8	2000m	2:22.602	10	17.863	
2125m	2:28.430	7			2125m	2:31.598	10		
2250m	2:36.865	7	16.800	9	2250m	2:40.701	10	18.099	
2375m	2:45.318	7			2375m	2:49.811	10		
2500m	2:53.819	6	16.954	10	2500m	2:58.970	10	18.269	
2625m	3:02.407	6			2625m	3:05.189	9		
2750m	3:08.140	4	14.321	11	2750m	3:15.536	9	16.566	
2875m	3:17.350	6			2875m	3:26.568	10		
3000m	3:28.327	6	20.187	12	3000m	3:35.835	10	20.299	

8-12 February 2023

Women's Individual Pursuit / Poursuite individuelle femmes
Qualifying / Qualifications
Race Analysis / Analyse de la course

Heat 5

62 GUAZZINI Vittoria - ITA					54 MURPHY Kelly - IRL				
Distance	Time	Rank	Lap Time	Lap	Distance	Time	Rank	Lap Time	
125m	14.592	10			125m	15.614	14		
250m	23.347	10	23.347	1	250m	24.656	14	24.656	
375m	31.765	11			375m	32.918	14		
500m	40.108	11	16.761	2	500m	40.965	13	16.309	
625m	48.484	11			625m	48.929	12		
750m	56.893	11	16.785	3	750m	56.899	12	15.934	
875m	1:05.263	11			875m	1:04.917	10		
1000m	1:13.653	11	16.760	4	1000m	1:12.993	9	16.094	
1125m	1:22.003	11			1125m	1:21.140	9		
1250m	1:30.350	11	16.697	5	1250m	1:29.343	6	16.350	
1375m	1:38.697	10			1375m	1:37.585	5		
1500m	1:46.954	9	16.604	6	1500m	1:45.920	5	16.577	
1625m	1:55.238	8			1625m	1:54.273	5		
1750m	2:03.482	7	16.528	7	1750m	2:02.678	5	16.758	
1875m	2:11.734	6			1875m	2:11.122	5		
2000m	2:19.929	6	16.447	8	2000m	2:19.559	5	16.881	
2125m	2:28.113	6			2125m	2:28.090	5		
2250m	2:36.305	5	16.376	9	2250m	2:36.644	6	17.085	
2375m	2:44.455	5			2375m	2:45.226	6		
2500m	2:52.617	5	16.312	10	2500m	2:53.831	7	17.187	
2625m	3:00.777	5			2625m	3:02.512	7		
2750m	3:08.972	6	16.355	11	2750m	3:11.202	7	17.371	
2875m	3:17.191	5			2875m	3:19.867	7		
3000m	3:25.454	5	16.482	12	3000m	3:28.632	7	17.430	

Heat 6

34 KROGER Mieke - GER					48 MORRIS Anna - GBR				
Distance	Time	Rank	Lap Time	Lap	Distance	Time	Rank	Lap Time	
125m	14.347	7			125m	13.781	1		
250m	23.144	9	23.144	1	250m	22.066	1	22.066	
375m	31.588	10			375m	27.576	3		
500m	39.863	10	16.719	2	500m	37.879	1	15.813	
625m	48.059	9			625m	45.748	3		
750m	56.195	9	16.332	3	750m	53.635	1	15.756	
875m	1:04.257	8			875m	1:00.391	1		
1000m	1:12.403	7	16.208	4	1000m	1:09.601	1	15.966	
1125m	1:20.597	4			1125m	1:17.602	1		
1250m	1:28.776	4	16.373	5	1250m	1:25.646	1	16.045	
1375m	1:36.971	4			1375m	1:33.724	1		
1500m	1:45.188	4	16.412	6	1500m	1:41.777	1	16.131	
1625m	1:53.387	4			1625m	1:49.874	1		
1750m	2:01.610	4	16.422	7	1750m	1:58.021	1	16.244	
1875m	2:09.886	4			1875m	2:05.912	1		
2000m	2:18.147	4	16.537	8	2000m	2:14.451	1	16.430	
2125m	2:26.434	4			2125m	2:19.223	1		
2250m	2:34.763	4	16.616	9	2250m	2:31.132	1	16.681	
2375m	2:43.138	4			2375m	2:39.588	1		
2500m	2:51.486	4	16.723	10	2500m	2:48.155	1	17.023	
2625m	2:59.865	4			2625m	2:55.848	1		
2750m	3:08.358	5	16.872	11	2750m	3:05.456	2	17.301	
2875m	3:16.812	4			2875m	3:14.117	3		
3000m	3:25.367	4	17.009	12	3000m	3:22.856	3	17.400	

8-12 February 2023

Women's Individual Pursuit / Poursuite individuelle femmes
Qualifying / Qualifications
Race Analysis / Analyse de la course

Heat 7

29 BRAUSSE Franziska - GER				Lap	46 KNIGHT Josie - GBR			
Distance	Time	Rank	Lap Time		Distance	Time	Rank	Lap Time
125m	14.152	4			125m	14.727	11	
250m	22.929	7	22.929	1	250m	23.380	11	23.380
375m	31.116	6			375m	31.464	9	
500m	39.089	4	16.160	2	500m	39.420	8	16.040
625m	46.994	4			625m	47.355	7	
750m	54.875	2	15.786	3	750m	55.302	3	15.882
875m	1:02.777	2			875m	1:03.250	3	
1000m	1:10.743	2	15.868	4	1000m	1:11.225	3	15.923
1125m	1:18.771	2			1125m	1:19.211	3	
1250m	1:26.797	2	16.054	5	1250m	1:27.249	3	16.024
1375m	1:34.863	2			1375m	1:35.308	3	
1500m	1:42.952	2	16.155	6	1500m	1:43.425	3	16.176
1625m	1:51.064	2			1625m	1:51.573	3	
1750m	1:59.191	2	16.239	7	1750m	1:59.740	3	16.315
1875m	2:07.360	2			1875m	2:07.897	3	
2000m	2:15.554	2	16.363	8	2000m	2:16.089	3	16.349
2125m	2:23.765	2			2125m	2:24.287	3	
2250m	2:32.001	2	16.447	9	2250m	2:32.490	3	16.401
2375m	2:40.262	2			2375m	2:40.721	3	
2500m	2:48.491	2	16.490	10	2500m	2:48.960	3	16.470
2625m	2:56.744	2			2625m	2:57.203	3	
2750m	3:05.018	1	16.527	11	2750m	3:05.511	3	16.551
2875m	3:13.280	1			2875m	3:13.828	2	
3000m	3:21.486	1	16.468	12	3000m	3:22.198	2	16.687

Women's Individual Pursuit / Poursuite individuelle femmes
Qualifying / Qualifications
Start List / Liste de départ

Sat 11 Feb 2023 - Race distance: 3km

World Record	3:16.937	DYBERT Chloe	USA Berlin (GER)	29 FEB 2020
---------------------	----------	--------------	------------------	-------------

Heat	Race Number	Name	NAT	Time
1	96	HARTMANN Elena	SUI	_____
	51	CREIGHTON Erin Grace	IRL	_____
2	77	LORKOWSKA Patrycja	POL	_____
	90	FERRERES NAVARRO Isabel	ESP	_____
3	84	WANKIEWICZ Olga	POL	_____
	24	FORTIN Valentine	FRA	_____
4	57	ALZINI Martina	ITA	_____
	95	BURI Fabienne	SUI	_____
5	62	GUZZINI Vittoria	ITA	_____
	54	MURPHY Kelly	IRL	_____
6	34	KROGER Mieke	GER	_____
	48	MORRIS Anna	GBR	_____
7	29	BRAUSSE Franziska	GER	_____
	46	KNIGHT Josie	GBR	_____

Progression rule:

Fastest 2 riders race for Gold, and 3rd and 4th riders race for Bronze.

Women's Points Race / Course aux points femmes

Results / Résultats

Sat 11 Feb 2023 - Race distance: 100 laps (25km) with 10 sprints

Elapsed time: **30:54**

Average Speed: **48.544km/h**

Rank	Race No.	Name	NAT	Sprint Number										Finish Order	Lap Points			Total Points
				1	2	3	4	5	6	7	8	9	10		+	-	Balance	
1	74	STENBERG Anita Yvonne	NOR	5		5	1	5	5	3	3	5	4	3	20		20	56
2	4	BOSSUYT Shari	BEL						1	5	5	1	10	1	20		20	42
3	27	le NET Marie	FRA	2		2	5		2	1	2			8	20		20	34
4	70	RAAIJMAKERS Marit	NED				2	1	3	2	1			9	20		20	29
5	65	ZANARDI Silvia	ITA		3	1	3	2					3	12				12
6	85	MARTINS Maria	POR					3						6	2			9
7	44	EVANS Neah	GBR		5	3								5				8
8	1	EBERHARDT Verena	AUT	1	2								2	4				5
9	53	GRIFFIN Mia	IRL	3	1									6				4
10	75	KARASIEWICZ Karolina	POL										2	15				2
11	49	MILAKI Argiro	GRE											7				0
12	98	METTRAUX Lena	SUI											10				0
13	11	BURLOVA Kristyna	CZE											11				0
14	37	SUSSEMILCH Laura	GER											13				0
15	91	ISASI CRISTOBAL Ziortza	ESP											14		20	-20	-20
16	50	KERCSE-MAGOS Zsuzsanna	HUN													60	-60	DNF
16	104	KOLYZHUK Anna	UKR													60	-60	DNF
	66	BALEIŠYTE Olivija	LTU															DNF

LEGEND

- Points lost + Points gained **DNF** Did Not Finish **No.** Number

8-12 February 2023

Communiqué no. 120

Women's Points Race / Course aux points femmes

Start List / Liste de départ

Sat 11 Feb 2023 - Race distance: 100 laps (25km) with 10 sprints

Race Number	Name	NAT
At the fence		
44	EVANS Neah	GBR
74	STENBERG Anita Yvonne	NOR
98	METTRAUX Lena	SUI
1	EBERHARDT Verena	AUT
53	GRIFFIN Mia	IRL
85	MARTINS Maria	POR
66	BALEIŠYTE Olivija	LTU
49	MILAKI Argiro	GRE
37	SUSSEMILCH Laura	GER
At the blue band		
65	ZANARDI Silvia	ITA
75	KARASIEWICZ Karolina	POL
70	RAAIJMAKERS Marit	NED
91	ISASI CRISTOBAL Ziortza	ESP
4	BOSSUYT Shari	BEL
11	BURLOVA Kristyna	CZE
104	KOLYZHUK Anna	UKR
27	le NET Marie	FRA
50	KERCSO-MAGOS Zsuzsanna	HUN

8-12 February 2023

Communiqué no. 123

Women's Scratch Race / Course scratch femmes

Results / Résultats

Wed 8 Feb 2023 - Race distance: 40 laps (10km)

Elapsed time: **12:19**

Average Speed: **48.714km/h**

Rank	Race Number	Name	NAT	Comments
GOLD	85	MARTINS Maria	POR	
SILVER	92	LARRARTE ARTEAGA Eukene	ESP	
BRONZE	80	PIKULIK Daria	POL	
4	71	van der DUIN Maike	NED	
5	61	FIDANZA Martina	ITA	
6	41	BARNWELL Ella	GBR	
7	17	ŠEVČIKOVA Petra	CZE	
8	74	STENBERG Anita Yvonne	NOR	
9	4	BOSSUYT Shari	BEL	
10	23	COPPONI Clara	FRA	
11	49	MILAKI Argiro	GRE	
12	55	SHARPE Alice	IRL	
13	66	BALEIŠYTE Olivija	LTU	
14	87	BAČIKOVA Alžbeta	SVK	
15	104	KOLYZHUK Anna	UKR	
16	36	REISSNER Lena Charlotte	GER	
17	1	EBERHARDT Verena	AUT	
18	98	METTRAUX Lena	SUI	
19	50	KERCSE-MAGOS Zsuzsanna	HUN	DNF

LEGEND

DNF Did Not Finish

Women's Scratch Race / Course scratch femmes

Start List / Liste de départ

Wed 8 Feb 2023 - Race distance: 40 laps (10km)

Race Number	Name	NAT
At the fence		
61	FIDANZA Martina	ITA
17	ŠEVČIKOVA Petra	CZE
87	BAČIKOVA Alžbeta	SVK
49	MILAKI Argiro	GRE
66	BALEIŠYTE Olivija	LTU
92	LARRARTE ARTEAGA Eukene	ESP
98	METTRAUX Lena	SUI
23	COPPONI Clara	FRA
80	PIKULIK Daria	POL
104	KOLYZHUK Anna	UKR
At the blue band		
74	STENBERG Anita Yvonne	NOR
71	van der DUIN Maike	NED
85	MARTINS Maria	POR
41	BARNWELL Ella	GBR
1	EBERHARDT Verena	AUT
4	BOSSUYT Shari	BEL
55	SHARPE Alice	IRL
36	REISSNER Lena Charlotte	GER
50	KERCOSO-MAGOS Zsuzsanna	HUN

8-12 February 2023

Communiqué no. 125

Women's Elimination Race / Course par élimination femmes

Results / Résultats

Thu 9 Feb 2023

Elapsed time: 11:13

Average Speed: 46.805km/h

Rank	Race Number	Name	NAT
GOLD	8	KOPECKY Lotte	BEL
SILVER	24	FORTIN Valentine	FRA
BRONZE	71	van der DUIN Maike	NED
4	40	BARKER Elinor	GBR
5	38	TEUTENBERG Lea Lin	GER
6	77	LORKOWSKA Patrycja	POL
7	93	RODRIGUEZ CORDERO Laura	ESP
8	94	ANDRES Michelle	SUI
9	102	FEDOTOVA Kseniia	UKR
10	53	GRIFFIN Mia	IRL
11	49	MILAKI Argiro	GRE
12	87	BAČIKOVA Alžbeta	SVK
13	59	BARBIERI Rachele	ITA
14	16	NĚMCOVA Barbora	CZE
15	2	GSCHWENTNER Leila	AUT
16	85	MARTINS Maria	POR

No 40 BARKER Elinor (GBR)

Has been relegated for riding on the blue band.

A été déclassé(e) pour avoir roulé sur la côte d'azur.

Women's Elimination Race / Course par élimination femmes

Start List / Liste de départ

Thu 9 Feb 2023

Race Number	Name	NAT
At the fence		
59	BARBIERI Rachele	ITA
94	ANDRES Michelle	SUI
49	MILAKI Argiro	GRE
24	FORTIN Valentine	FRA
93	RODRIGUEZ CORDERO Laura	ESP
2	GSCHWENTNER Leila	AUT
102	FEDOTOVA Kseniia	UKR
16	NĚMCOVA Barbora	CZE
At the blue band		
8	KOPECKY Lotte	BEL
38	TEUTENBERG Lea Lin	GER
87	BAČIKOVA Alžbeta	SVK
77	LORKOWSKA Patrycja	POL
85	MARTINS Maria	POR
71	van der DUIN Maike	NED
53	GRIFFIN Mia	IRL
40	BARKER Elinor	GBR

Women's Omnium / Omnium femmes

Final Classification / Classement final

Rank	Race Number	Name	NAT	Scratch Race 1/4	Tempo Race 2/4	Elimination Race 3/4	Sub Total Points	Points Race 4/4 (80 Laps - 20 Km)										Total Points	
								Sprint Points								Lap Points			Finish Order
								1	2	3	4	5	6	7	8	+	-		
GOLD	39	ARCHIBALD Katie	GBR	40 (1)	40 (1)	40 (1)	120 (1)	3		3		5	2	2		20		11	155
SILVER	80	PIKULIK Daria	POL	36 (3)	30 (6)	38 (2)	104 (2)	5	3	1		1			10			1	124
BRONZE	8	KOPECKY Lotte	BEL	20 (11)	34 (4)	36 (3)	90 (5)				1	2		5	6	20		2	124
4	18	w DIDERIKSEN Amalie	DEN	18 (12)	36 (3)	34 (4)	88 (6)			5						20		10	113
5	71	van der DUIN Maike	NED	38 (2)	32 (5)	32 (5)	102 (3)		1									16	103
6	23	COPPONI Clara	FRA	34 (4)	38 (2)	22 (10)	94 (4)		2				1	1	4			3	102
7	59	BARBIERI Rachele	ITA	24 (9)	26 (8)	30 (6)	80 (7)		5	2			5		2			4	94
8	74	STENBERG Anita Yvonne	NOR	30 (6)	28 (7)	18 (12)	76 (9)					3		3				8	82
9	85	MARTINS Maria	POR	32 (5)	20 (11)	24 (9)	76 (8)	2										12	78
10	38	TEUTENBERG Lea Lin	GER	22 (10)	22 (10)	28 (7)	72 (10)				3		3					18	78
11	92	LARRARTE ARTEAGA Eukene	ESP	28 (7)	18 (12)	20 (11)	66 (11)											13	66
12	66	BALEIŠYTE Olivija	LTU	26 (8)	4 (19)	26 (8)	56 (12)											19	56
13	52	GILLESPIE Lara	IRL	16 (13)	24 (9)	12 (15)	52 (13)	1										5	53
14	94	ANDRES Michelle	SUI	8 (17)	16 (13)	14 (14)	38 (14)											14	38
15	17	SEVCIKOVA Petra	CZE	14 (14)	12 (15)	8 (17)	34 (16)				2							6	36
16	87	BAČIKOVA Alžbeta	SVK	12 (15)	8 (17)	16 (13)	36 (15)											15	36
17	49	MILAKI Argiro	GRE	4 (19)	6 (18)	10 (16)	20 (18)				5							7	25
18	102	FEDOTOVA Kseniia	UKR	6 (18)	10 (16)	4 (19)	20 (19)											17	20
19	3	SCHWEINBERGER Kathrin	AUT	10 (16)	14 (14)	6 (18)	30 (17)									20		9	10

Elapsed Time: 24:34 - Average Speed: 48.847km/h

No 18 DIDERIKSEN Amalie (DEN)

Warning for causing the crash of an opponent.

Avertissement pour avoir provoqué la chute d'un adversaire.

Communiqué approved by the Secretary of the Commissaires Panel:

Note:

Points scale for the first three races: 1st: 40 points, 2nd: 38 points, 3rd: 36 points, etc.

LEGEND

+ Points gained - Points lost nn (x) Points (Rank) w Warning

Women's Omnium / Omnium femmes

Results Progression / Tableau de progression

Rank	Race No.	Name	NAT	Scratch Race 1/4		Tempo Race 2/4		Elimination Race 3/4		Points Race 4/4	
				Rank	Points	Rank	Points	Rank	Points	Points	
1	39	ARCHIBALD Katie	GBR	Race result:	1	40	1	40	1	40	35
				Overall:	1	40	1	80	1	120	155
2	80	PIKULIK Daria	POL	Race result:	3	36	6	30	2	38	20
				Overall:	3	36	4	66	2	104	124
3	8	KOPECKY Lotte	BEL	Race result:	11	20	4	34	3	36	34
				Overall:	11	20	7	54	5	90	124
4	18	DIDERIKSEN Amalie	DEN	Race result:	12	18	3	36	4	34	25
				Overall:	12	18	6	54	6	88	113
5	71	van der DUIN Maike	NED	Race result:	2	38	5	32	5	32	1
				Overall:	2	38	3	70	3	102	103
6	23	COPPONI Clara	FRA	Race result:	4	34	2	38	10	22	8
				Overall:	4	34	2	72	4	94	102
7	59	BARBIERI Rachele	ITA	Race result:	9	24	8	26	6	30	14
				Overall:	9	24	9	50	7	80	94
8	74	STENBERG Anita Yvonne	NOR	Race result:	6	30	7	28	12	18	6
				Overall:	6	30	5	58	9	76	82
9	85	MARTINS Maria	POR	Race result:	5	32	11	20	9	24	2
				Overall:	5	32	8	52	8	76	78
10	38	TEUTENBERG Lea Lin	GER	Race result:	10	22	10	22	7	28	6
				Overall:	10	22	11	44	10	72	78
11	92	LARRARTE ARTEAGA Eukene	ESP	Race result:	7	28	12	18	11	20	0
				Overall:	7	28	10	46	11	66	66
12	66	BALEIŠYTE Olivija	LTU	Race result:	8	26	19	4	8	26	0
				Overall:	8	26	13	30	12	56	56
13	52	GILLESPIE Lara	IRL	Race result:	13	16	9	24	15	12	1
				Overall:	13	16	12	40	13	52	53
14	94	ANDRES Michelle	SUI	Race result:	17	8	13	16	14	14	0
				Overall:	17	8	15	24	14	38	38
15	17	SEVCIKOVA Petra	CZE	Race result:	14	14	15	12	17	8	2
				Overall:	14	14	14	26	16	34	36
16	87	BAČIKOVA Alžbeta	SVK	Race result:	15	12	17	8	13	16	0
				Overall:	15	12	17	20	15	36	36
17	49	MILAKI Argiro	GRE	Race result:	19	4	18	6	16	10	5
				Overall:	19	4	19	10	18	20	25
18	102	FEDOTOVA Kseniia	UKR	Race result:	18	6	16	10	19	4	0
				Overall:	18	6	18	16	19	20	20
19	3	SCHWEINBERGER Kathrin	AUT	Race result:	16	10	14	14	18	6	-20
				Overall:	16	10	16	24	17	30	10

Note:
Points scale for the first three races: 1st: 40 points, 2nd: 38 points, 3rd: 36 points, etc.

LEGEND
No. Number

Women's Omnium / Omnium femmes
Points Race 4/4 / Course aux points 4/4
Start List / Liste de départ

Fri 10 Feb 2023 - Race distance: 80 laps (20km) with 8 sprints

Race Number	Name	NAT
At the fence		
39	ARCHIBALD Katie	GBR
71	van der DUIN Maike	NED
8	KOPECKY Lotte	BEL
59	BARBIERI Rachele	ITA
74	STENBERG Anita Yvonne	NOR
92	LARRARTE ARTEAGA Eukene	ESP
52	GILLESPIE Lara	IRL
87	BAČIKOVA Alžbeta	SVK
3	SCHWEINBERGER Kathrin	AUT
102	FEDOTOVA Kseniia	UKR
At the blue band		
80	PIKULIK Daria	POL
23	COPPONI Clara	FRA
18	DIDERIKSEN Amalie	DEN
85	MARTINS Maria	POR
38	TEUTENBERG Lea Lin	GER
66	BALEIŠYTE Olivija	LTU
94	ANDRES Michelle	SUI
17	SEVCIKOVA Petra	CZE
49	MILAKI Argiro	GRE

Women's Omnium / Omnium femmes
Elimination Race 3/4 / Course par élimination 3/4
Results / Résultats

Fri 10 Feb 2023

Elapsed time: **10:48**Average Speed: **48.611km/h**

Rank	Race Number	Name	NAT
1	39	ARCHIBALD Katie	GBR
2	80	PIKULIK Daria	POL
3	8	KOPECKY Lotte	BEL
4	18	DIDERIKSEN Amalie	DEN
5	71	van der DUIN Maike	NED
6	59	BARBIERI Rachele	ITA
7	38	TEUTENBERG Lea Lin	GER
8	66	BALEIŠYTE Olivija	LTU
9	85	MARTINS Maria	POR
10	23	COPPONI Clara	FRA
11	92	LARRARTE ARTEAGA Eukene	ESP
12	74	STENBERG Anita Yvonne	NOR
13	87	BAČIKOVA Alžbeta	SVK
14	94	ANDRES Michelle	SUI
15	52	GILLESPIE Lara	IRL
16	49	MILAKI Argiro	GRE
17	17	SEVCIKOVA Petra	CZE
18	3	SCHWEINBERGER Kathrin	AUT
19	102	FEDOTOVA Kseniia	UKR

Women's Omnium / Omnium femmes
Elimination Race 3/4 / Course par élimination 3/4
Start List / Liste de départ

Fri 10 Feb 2023

Race Number	Name	NAT
At the fence		
39	ARCHIBALD Katie	GBR
71	van der DUIN Maike	NED
74	STENBERG Anita Yvonne	NOR
8	KOPECKY Lotte	BEL
59	BARBIERI Rachele	ITA
38	TEUTENBERG Lea Lin	GER
66	BALEIŠYTE Olivija	LTU
94	ANDRES Michelle	SUI
87	BAČIKOVA Alžbeta	SVK
49	MILAKI Argiro	GRE
At the blue band		
23	COPPONI Clara	FRA
80	PIKULIK Daria	POL
18	DIDERIKSEN Amalie	DEN
85	MARTINS Maria	POR
92	LARRARTE ARTEAGA Eukene	ESP
52	GILLESPIE Lara	IRL
17	SEVCIKOVA Petra	CZE
3	SCHWEINBERGER Kathrin	AUT
102	FEDOTOVA Kseniia	UKR

**Women's Omnium / Omnium femmes
Tempo Race 2/4 / Course tempo 2/4
Results / Résultats**

Fri 10 Feb 2023 - Race distance: 30 laps (7.5km)

Elapsed time: **8:29**

Average Speed: **53.045km/h**

Rank	Race Number	Name	NAT	Sprints Won	Lap Points			Finish Order	Total Points
					+	-	Balance		
1	39	ARCHIBALD Katie	GBR	2, 7, 9, 10, 11, 13	20		20	16	26
2	23	COPPONI Clara	FRA	6, 12, 14	20		20	17	23
3	18	DIDERIKSEN Amalie	DEN	23, 24, 25, 26				1	4
4	8	KOPECKY Lotte	BEL	3, 18, 21, 22				2	4
5	71	van der DUIN Maike	NED	4, 5, 8, 15	20	20	0	18	4
6	80	PIKULIK Daria	POL	16, 17				5	2
7	74	STENBERG Anita Yvonne	NOR	19, 20				11	2
8	59	BARBIERI Rachele	ITA	1				3	1
9	52	GILLESPIE Lara	IRL					4	0
10	38	TEUTENBERG Lea Lin	GER					6	0
11	85	MARTINS Maria	POR					7	0
12	92	LARRARTE ARTEAGA Eukene	ESP					8	0
13	94	ANDRES Michelle	SUI					9	0
14	3	SCHWEINBERGER Kathrin	AUT					10	0
15	17	SEVCIKOVA Petra	CZE					12	0
16	102	FEDOTOVA Kseniia	UKR					13	0
17	87	BAČIKOVA Alžbeta	SVK					14	0
18	49	MILAKI Argiro	GRE					15	0
19	66	BALEIŠYTE Olivija	LTU					19	0

LEGEND

- Points lost + Points gained No. Number

Women's Omnium / Omnium femmes
Tempo Race 2/4 / Course tempo 2/4
Start List / Liste de départ

Fri 10 Feb 2023 - Race distance: 30 laps (7.5km)

Race Number	Name	NAT
At the fence		
39	ARCHIBALD Katie	GBR
80	PIKULIK Daria	POL
85	MARTINS Maria	POR
92	LARRARTE ARTEAGA Eukene	ESP
59	BARBIERI Rachele	ITA
8	KOPECKY Lotte	BEL
52	GILLESPIE Lara	IRL
87	BAČIKOVA Alžbeta	SVK
94	ANDRES Michelle	SUI
49	MILAKI Argiro	GRE
At the blue band		
71	van der DUIN Maike	NED
23	COPPONI Clara	FRA
74	STENBERG Anita Yvonne	NOR
66	BALEIŠYTE Olivija	LTU
38	TEUTENBERG Lea Lin	GER
18	DIDERIKSEN Amalie	DEN
17	SEVCIKOVA Petra	CZE
3	SCHWEINBERGER Kathrin	AUT
102	FEDOTOVA Kseniia	UKR

Women's Omnium / Omnium femmes
Scratch Race 1/4 / Course scratch 1/4
Results / Résultats

Fri 10 Feb 2023 - Race distance: 30 laps (7.5km)

Elapsed time: 9:09

Average Speed: 49.180km/h

Rank	Race Number	Name	NAT	Comments
1	39	ARCHIBALD Katie	GBR	
2	71	van der DUIN Maike	NED	
3	80	PIKULIK Daria	POL	
4	23	COPPONI Clara	FRA	
5	85	MARTINS Maria	POR	
6	74	STENBERG Anita Yvonne	NOR	
7	92	LARRARTE ARTEAGA Eukene	ESP	
8	66	BALEIŠYTE Olivija	LTU	
9	59	BARBIERI Rachele	ITA	
10	38	TEUTENBERG Lea Lin	GER	
11	8	KOPECKY Lotte	BEL	
12	18	DIDERIKSEN Amalie	DEN	
13	52	GILLESPIE Lara	IRL	
14	17	SEVCIKOVA Petra	CZE	
15	87	BAČIKOVA Alžbeta	SVK	
16	3	SCHWEINBERGER Kathrin	AUT	
17	94	ANDRES Michelle	SUI	
18	102	FEDOTOVA Kseniia	UKR	
19	49	MILAKI Argiro	GRE	

8-12 February 2023

Communiqué no. 126 Rectificatif 1

Women's Omnium / Omnium femmes
Scratch Race 1/4 / Course scratch 1/4
Start List / Liste de départ

Fri 10 Feb 2023 - Race distance: 30 laps (7.5km)

Race Number	Name	NAT
At the fence		
74	STENBERG Anita Yvonne	NOR
8	KOPECKY Lotte	BEL
38	TEUTENBERG Lea Lin	GER
85	MARTINS Maria	POR
59	BARBIERI Rachele	ITA
80	PIKULIK Daria	POL
92	LARRARTE ARTEAGA Eukene	ESP
39	ARCHIBALD Katie	GBR
52	GILLESPIE Lara	IRL
102	FEDOTOVA Kseniia	UKR
At the blue band		
71	van der DUIN Maike	NED
18	DIDERIKSEN Amalie	DEN
23	COPPONI Clara	FRA
17	SEVCIKOVA Petra	CZE
87	BAČIKOVA Alžbeta	SVK
49	MILAKI Argiro	GRE
66	BALEIŠYTE Olivija	LTU
94	ANDRES Michelle	SUI
3	SCHWEINBERGER Kathrin	AUT

Women's Madison / Madison femmes

Results / Résultats

Sun 12 Feb 2023 - Race distance: 120 laps (30km) with 12 sprints

Elapsed time: **33:26**

Average Speed: **53.838km/h**

Rank	Race Number	NAT Name	Sprint Number												Lap Points			Finish Order	Points	
			1	2	3	4	5	6	7	8	9	10	11	12	+	-	Balance			
GOLD	5	GBR - Great Britain		5		5	5		5		3	5		10				1	38	
		Black ARCHIBALD Katie																		
		Red BARKER Elinor																		
SILVER	2	FRA - France	2	3	2			3	2	3		2	3	3	2				4	25
		Black BERTEAU Victoire																		
		Red COPPONI Clara																		
BRONZE	3	ITA - Italy	5		5					1	3			5				6	19	
		Black BALSAMO Elisa																		
		Red GUAZZINI Vittoria																		
4	1	BEL - Belgium			1	2					5	1	2	2	4				3	17
		Black BOSSUYT Shari																		
		Red KOPECKY Lotte																		
5	4	DEN - Denmark		2	3	1	2					5		1				7	14	
		Black DIDERIKSEN Amalie																		
		Red LETH Julie																		
6	6	POL - Poland	3			3	1	2					1					5	10	
		Black PIKULIK Daria																		
		Red PIKULIK Wiktoria																		
7	9	GER - Germany						3						6				2	9	
		Black BRAUSSE Franziska																		
		Red REISSNER Lena Charlotte																		
8	8	NED - Netherlands						5	2									12	7	
		Black RAAIJMAKERS Marit																		
		Red van der DUIN Maike																		
9	7	SUI - Switzerland						1								20	-20	8	-19	
		Black ANDRES Michelle																		
		Red SEITZ Aline																		
10	10	ESP - Spain														20	-20	9	-20	
		Black LARRARTE ARTEAGA																		
		Red RODRIGUEZ CORDERO																		
11	11	CZE - Czech Republic								1						40	-40	10	-39	
		Black KOHOUTKOVA Kateřina																		
		Red SEVCIKOVA Petra																		
12	12	IRL - Ireland	1	1												60	-60	11	-58	
		Black GILLESPIE Lara																		
		Red SHARPE Alice																		
13	13	AUT - Austria														40	-40		DNF	
		Black EBERHARDT Verena																		
		Red SCHWEINBERGER Kathrin																		

LEGEND

DNF Did Not Finish

Women's Madison / Madison femmes

Start List / Liste de départ

Sun 12 Feb 2023 - Race distance: 120 laps (30km) with 12 sprints

Race Number	NAT	Colour	Name
At the fence			
1	BEL - Belgium	BLACK	BOSSUYT Shari
		RED	KOPECKY Lotte
3	ITA - Italy	BLACK	BALSAMO Elisa
		RED	GUZZINI Vittoria
5	GBR - Great Britain	BLACK	ARCHIBALD Katie
		RED	BARKER Elinor
7	SUI - Switzerland	BLACK	ANDRES Michelle
		RED	SEITZ Aline
9	GER - Germany	BLACK	BRAUSSE Franziska
		RED	REISSNER Lena Charlotte
11	CZE - Czech Republic	BLACK	KOHOUTKOVA Kateřina
		RED	SEVCIKOVA Petra
13	AUT - Austria	BLACK	EBERHARDT Verena
		RED	SCHWEINBERGER Kathrin
At the blue band			
2	FRA - France	BLACK	BERTEAU Victoire
		RED	COPPONI Clara
4	DEN - Denmark	BLACK	DIDERIKSEN Amalie
		RED	LETH Julie
6	POL - Poland	BLACK	PIKULIK Daria
		RED	PIKULIK Wiktoria
8	NED - Netherlands	BLACK	RAAIJMAKERS Marit
		RED	van der DUIN Maïke
10	ESP - Spain	BLACK	LARRARTE ARTEAGA Eukene
		RED	RODRIGUEZ CORDERO Laura
12	IRL - Ireland	BLACK	GILLESPIE Lara
		RED	SHARPE Alice